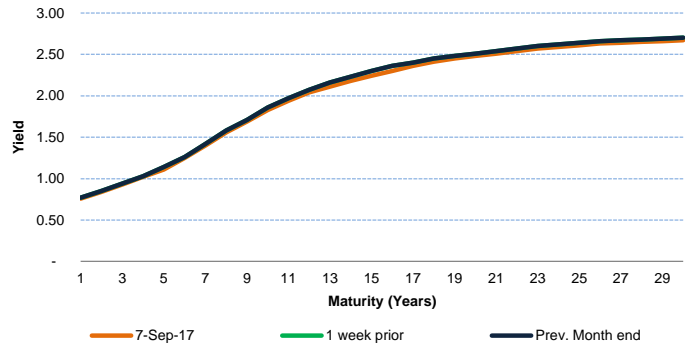


IHS Markit AAA Municipal Yield Curve

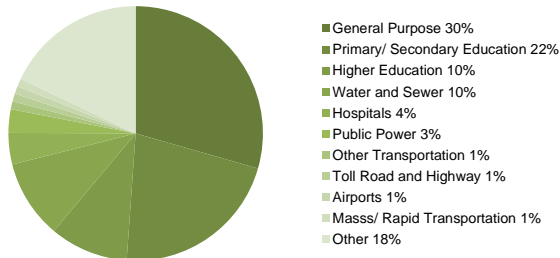
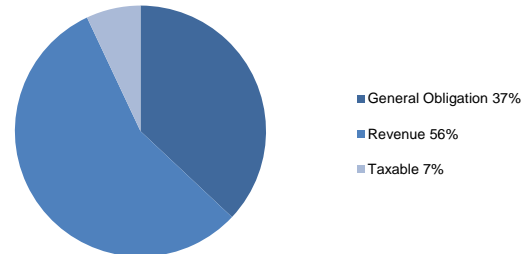
Year	7-Sep-17	Week Prior 31-Aug-17	Weekly Change	Prior Month End 31-Aug-17	Change from Prior Month End
1	0.76	0.77	-0.01	0.77	-0.01
2	0.84	0.85	-0.01	0.85	-0.01
3	0.93	0.94	-0.01	0.94	-0.01
4	1.02	1.03	-0.01	1.03	-0.01
5	1.11	1.14	-0.03	1.14	-0.03
6	1.25	1.26	-0.01	1.26	-0.01
7	1.40	1.42	-0.02	1.42	-0.02
8	1.56	1.58	-0.02	1.58	-0.02
9	1.69	1.71	-0.02	1.71	-0.02
10	1.83	1.86	-0.03	1.86	-0.03
15	2.24	2.30	-0.06	2.30	-0.06
20	2.48	2.51	-0.03	2.51	-0.03
25	2.61	2.64	-0.03	2.64	-0.03
30	2.67	2.70	-0.03	2.70	-0.03


Select Municipal Bond State/ Sector Observations

Sector	Comments
General	IHS Markit's 30 year AAA strengthened by 3 bps since August 31, 2017. The 10 year AAA also strengthened by 3 bps during the same period.
Puerto Rico	Puerto Rico general obligation bond prices showed some strength this week. The most widely traded 8% Puerto Rico general obligation bond has seen its price increase by .75 points since last Friday's close.
Illinois	Chicago Illinois Board of Education prices continue to strengthen. Chicago BOE 7% coupon maturing in 2044 has seen its price increase by an additional \$ 0.422 since last Fridays close.
Texas	\$351 million University of Texas System Board of Regents Revenue Financing System Bonds, Series 2017A (Taxable) (3.354% 8/2047 and not-callable), rated AAA/AAA/AAA, issued @ \$100.00 / 3.354% on September 07, 2017.
Ohio	\$120 million Ohio Housing Finance Agency Residential Mortgage Revenue Bonds, 2017 Series D (Mortgage-Backed Securities Program) (4% 3/2048 and callable in 2027) rated AAA/NR/NR issued @ \$110.284 / 1.82% on September 07, 2017.

Top 5 Traded/ Quoted Securities

Traded*				Quoted			
Issuer Name	Coupon	Maturity	# Trades	Issuer Name	Coupon	Maturity	# Quotes
Texas St	4.000	8/30/18	97	California St	7.300	10/1/39	120
California St	4.000	11/1/47	94	Illinois St	5.100	6/1/33	91
Wisconsin St Health & Edl Facs	4.000	2/15/50	58	California St	7.625	3/1/40	86
California St	4.000	11/1/36	56	California St	7.500	4/1/34	82
California St	4.000	11/1/37	52	California St	7.550	4/1/39	81

*over \$500k par
Most Active Use of Proceeds Quoted

Most Active Bond Type Quoted

 For further inquiries please contact us at municipalpricing@ihsmarkit.com.

The intellectual property rights to this report provided herein are owned by Markit Group Limited ("IHS Markit"). Any unauthorised use, including but not limited to copying, distributing, transmitting or otherwise of any data appearing is not permitted without IHS Markit's prior consent. IHS Markit shall not have any liability, duty or obligation for or relating to the content or information ("data") contained herein, any errors, inaccuracies, omission or delays in the data, or for any actions taken in reliance thereon. In no event shall IHS Markit be liable for any special, incidental, consequential damages, arising out of the use of the data. IHS Markit is a trademark owned by the IHS Markit group. This report does not constitute nor shall it be construed as an offer by IHS Markit to buy or sell any particular security, financial instrument or financial service. IHS Markit provides a variety of services and products to various clients, including the issuers of securities that IHS Markit may refer to in this report. IHS Markit receives compensation and fees in connection with these services and products. The analysis provided in this report is of a general and impersonal nature. Such analysis is based on data derived from IHS Markit's proprietary products that are offered for sale by IHS Markit. Data from third party sources may yield different results. This report shall not be construed as investment advice and the data contained herein has not been adapted to, and is not intended for use in, any particular investment strategy or portfolio. IHS Markit makes no representations that the data contained herein is appropriate for any investor or investment strategy. This report does not establish a fiduciary relationship between IHS Markit and any recipient of this report, and IHS Markit disclaims any fiduciary duties in that regard. This report does not and shall not be construed as providing any recommendations as to whether it is appropriate for any person or entity to "buy", "sell" or "hold" a particular investment.