

## Most shorted ahead of earnings

A review of how short sellers are positioning themselves in stocks ahead of earnings announcements in the coming week, plus names identified to potentially experience a short squeeze.

- Short sellers circle AMD as PC sales stall and competition heats up in semiconductors
- Markit data points to Gamestop being primed for a potential short squeeze
- Japanese auto parts maker U-Shin and used car dealer Gulliver are most shorted in Apac

### North America

Name	Industry	Ticker	Earnings Date	% Shares Outstanding On Loan	1 Month % Change
Netscout Systems Inc	Application Software	NTCT	17/07/2015	26.6	22%
Advanced Micro Devices Inc	Semiconductors	AMD	16/07/2015	18.3	29%
People's United Financial Inc	Regional Banks	PBCT	16/07/2015	15.8	17%
Westamerica Bancorp	Regional Banks	WABC	15/07/2015	14.3	-4%
Fastenal Co	Trading Companies & Distributors	FAST	14/07/2015	13.3	6%
W W Grainger Inc	Trading Companies & Distributors	GWV	17/07/2015	12.5	10%
Collax Corp	Industrial Machinery	CFX	17/07/2015	12.3	-5%
Mattel Inc	Leisure Products	MAT	16/07/2015	11.5	29%
First Financial Bankshares Inc	Regional Banks	FFIN	17/07/2015	10.8	14%
M&T Bank Corp	Regional Banks	MTB	17/07/2015	9.8	2%
Seagate Technology Plc	Technology Hardware, Storage & Peripherals	STX	17/07/2015	8.7	16%
Cogeco Cable Inc	Cable & Satellite	CCA	14/07/2015	8.9	3%
Mjic Investment Corp	Thriffs & Mortgage Finance	MTG	16/07/2015	8.9	4%
Mainstreet Equity Corp	Real Estate Operating Companies	MEQ	17/07/2015	8.1	-3%
Campus Crest Communities Inc	Residential REITs	CCG	13/07/2015	8.1	10%
First Horizon National Corp	Regional Banks	FHN	17/07/2015	7.9	-1%
Autoliv Inc	Auto Parts & Equipment	ALV	17/07/2015	7.6	9%
Commerce Bancshares Inc	Regional Banks	CBSH	14/07/2015	6.8	-3%
Advisory Board Co	Research & Consulting Services	ABCO	15/07/2015	6.5	37%
Associated Banc-Corp	Regional Banks	ASBC	16/07/2015	6.1	33%

Most shorted in North America ahead of earnings this week is Netscout who provides application and network performance management solutions. Short interest has climbed to 26% of shares outstanding on loan while the stock price has declined by a fifth in the last three months.

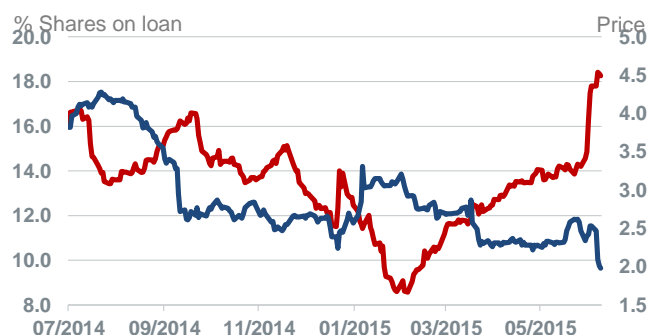
### Netscout Systems Inc



Source: Markit

Second most shorted is semiconductor producer Advanced Micro Devices (AMD) with 18% of shares outstanding on loan, climbing by almost 30% in last month.

### Advanced Micro Devices Inc



Source: Markit

AMD shares have slid over 50% in last year with a sharp drop in share price as the company announced it expects lower earnings on the back of decreased personal computer demand.

Commercial and retail bank People's United Financial is the third most shorted in the North America ahead of earnings. The firm has seen short interest jump by 20% in the last few weeks to 16% while shares have declined slightly.

### People's United Financial Inc



### Gaming the short squeeze

Markit's Research Signals' **Short Squeeze model** identifies the stocks most likely to experience a short squeeze across a universe of US shares.

No stranger to the being among the most short sold firm in the US is Gamestop, which currently ranks highly as a potential short squeeze.

### Gamestop Corp



Other potential short squeezes identified this week include the Container Store Group (TCS), the Vector Group (VGR) and XOOM CORP (XOOM).

### Europe

Name	Industry	Ticker	Earnings Date	% Shares Outstanding On Loan	1 Month % Change
Rec Silicon Asa	Semiconductor Equipment	REC	16/07/2015	14.1	15%
Norwegian Air Shuttle Asa	Airlines	NAS	16/07/2015	11.1	7%
Kone Oyj	Industrial Machinery	KNEBV	17/07/2015	8.2	-3%
Nordic Semiconductor Asa	Semiconductors	NOD	13/07/2015	7.6	14%
Alfa Laval Ab	Industrial Machinery	ALFA	16/07/2015	7.1	-4%
Sandvik Ab	Industrial Machinery	SAND	17/07/2015	4.9	-11%
Konecranes Abp	Industrial Machinery	KCR1V	17/07/2015	5.1	19%
Qliro Group Publ Ab	Internet Retail	QLRO	16/07/2015	5.0	17%
Getinge Ab	Health Care Equipment	GETI B	15/07/2015	4.4	-7%
Akastor Asa	Oil & Gas Equipment & Services	AKA	16/07/2015	3.9	-16%

Most shorted in Europe is Rec Silicon, which produces polysilicon and other materials for the solar industry and silicon materials for the electronics industry.

### Rec Silicon Asa



The company's shares outstanding on loan have climbed to 14% over the last three months while the stock has fallen some 40%. Current consensus forecasts expect the company to post quarterly losses well into 2016.

### Norwegian Air Shuttle Asa



Even though a slight increase in short interest has occurred over the last month, short sellers have generally covered positions in

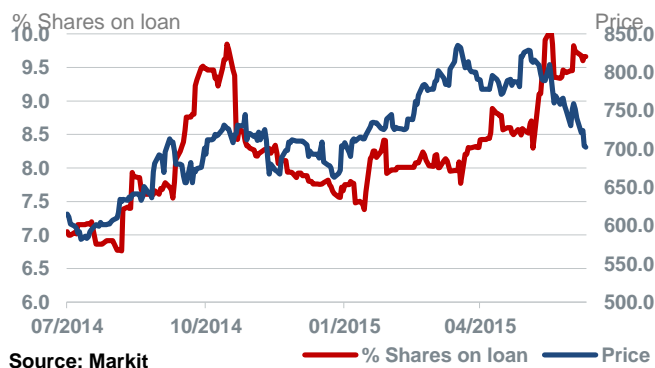
Norwegian Air Shuttle over the last 12 months as the stock has continued to rally. Shares outstanding on loan have decreased by almost 40% over the last year.

**Apac**

Name	Industry	Ticker	Earnings Date	% Shares Outstanding On Loan	1 Month % Change
U-Shin Ltd	Auto Parts & Equipment	6985	14/07/2015	9.7	-2%
Gulliver International Co Ltd	Automotive Retail	7599	13/07/2015	5.7	5%
Unimicron Technology Corp	Electronic Components	3037	17/07/2015	5.3	-1%
Renown Inc	Apparel, Accessories & Luxury Goods	3606	14/07/2015	3.2	-9%
Furuno Electric Co Ltd	Electronic Equipment & Instruments	6814	14/07/2015	3.8	-5%

Japanese auto component manufacturer U-Shin is the most shorted ahead of earnings in Apac. With 9.7% of shares outstanding on loan, **patient** short sellers look to be benefiting from the recent 15% fall in the company's stock.

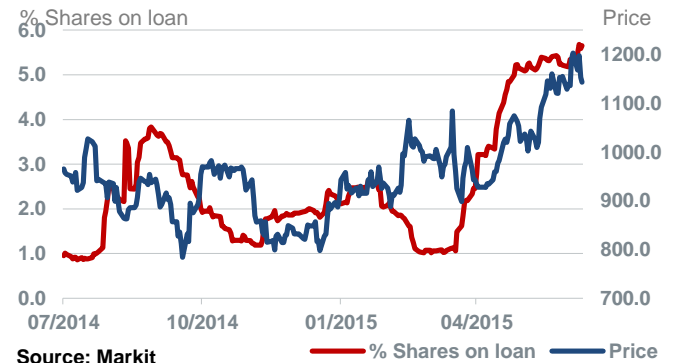
**U-Shin Ltd**



Second most shorted in Apac is Gulliver International which distributes and sells used cars. Short interest has increased fivefold in

the last three months while the company's stock has risen by 15%.

**Gulliver International Co Ltd**



To receive more information on short interest data or our Short Squeeze model please **contact us**.

To read this article on our commentary website please click [here](#)

**Relte Stephen Schutte**

Analyst  
 Markit  
 Tel: +44 207 064 6447  
 Email: [relte.schutte@markit.com](mailto:relte.schutte@markit.com)

For further information, please visit [www.markit.com](http://www.markit.com)

The intellectual property rights to this report provided herein is owned by Markit Group limited. Any unauthorised use, including but not limited to copying, distributing, transmitting or otherwise of any data appearing is not permitted without Markit's prior consent. Markit shall not have any liability, duty or obligation for or relating to the content or information ("data") contained herein, any errors, inaccuracies, omission or delays in the data, or for any actions taken in reliance thereon. In no event shall Markit be liable for any special, incidental, consequential damages, arising out of the use of the data. Markit is a trademark owned by the Markit group.

This report does not constitute nor shall it be construed as an offer by Markit to buy or sell any particular security, financial instrument or financial service. The analysis provided in this report is of a general and impersonal nature. This report shall not be construed as providing investment advice that is adapted to or appropriate for any particular investment strategy or portfolio. This report does not and shall not be construed as providing any recommendations as to whether it is appropriate for any person or entity to "buy", "sell" or "hold" a particular investment.