

October ETP launch review

23 actively managed ETFs launched in October, exceeding any month this year

This report aggregates newly launched funds in October and highlights the performance of the funds launched in September.

- 61 funds were launched in October, against 52 in September
- 40 funds were launched in the Americas, 20 in Europe and one in the APAC region
- First Trust launched 11 new funds, taking the lead for the month of October

October New Listings

ETF launches ramped up with 61 new funds launched last month. Canada accounted for the majority of the newly launched funds. This was in large part due to nine Canadian focused funds launched by **First Trust**, who added 11 in total.

Other issuers such as **Horizons**, **Purpose Investments**, **Royal Bank of Canada** and **UBS AG** all launched funds with an investment exposure to Canada.

Dividend focused ETFs were a popular trend for the month of October, with seven new funds added that focused on high dividend paying equities.

While Indexed funds continued to dominate as expected, 23 funds that are actively managed were added last month. This is a trend to watch as the SEC has recently approved a plan for non-transparent actively managed ETFs that could lead to many more actively managed ETF in the near future.

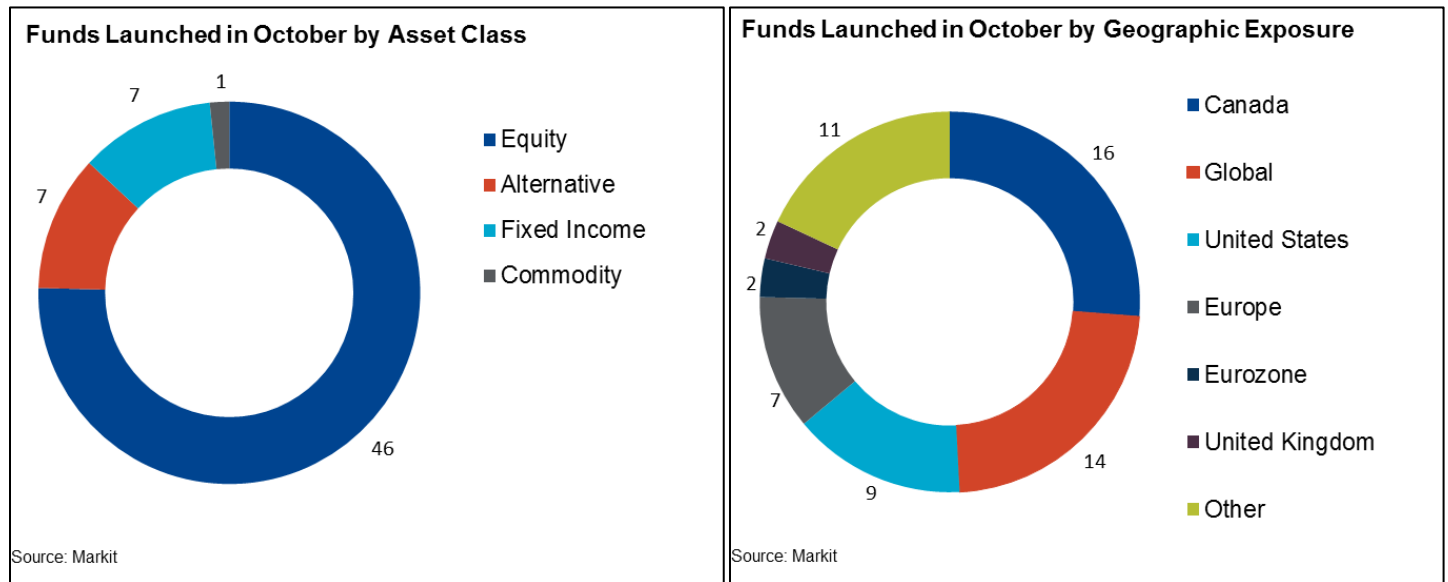
September Flows

Funds launched in September have struggled to rein in considerable assets. Out of the 52 funds launched, the ETFs only gained \$767m in assets since their inception.

The Americas were dethroned as leader from the previous monthly report. Across all asset classes, the US funds launched in September saw \$324m in inflows. The largest winner is **ETF Series Solutions Deep Value ETF** with \$172.6m in inflows since its inception.

European ETFs launched in September gained the most money from investors compared to the other regions. In total, the 25 ETFs gained \$400m in assets. **Lyxor ETF JPX NIKKEI 400 Part A**, which provides exposure to Japan, saw \$205m in inflows since its launch, the largest out of all ETFs launched in September.

The three ETFs launched out of the APAC region gained \$43m in assets over the last few months. The largest being **KODEX China H Leverage (H)** with \$30.4m of inflows.



October New Launch Strategies

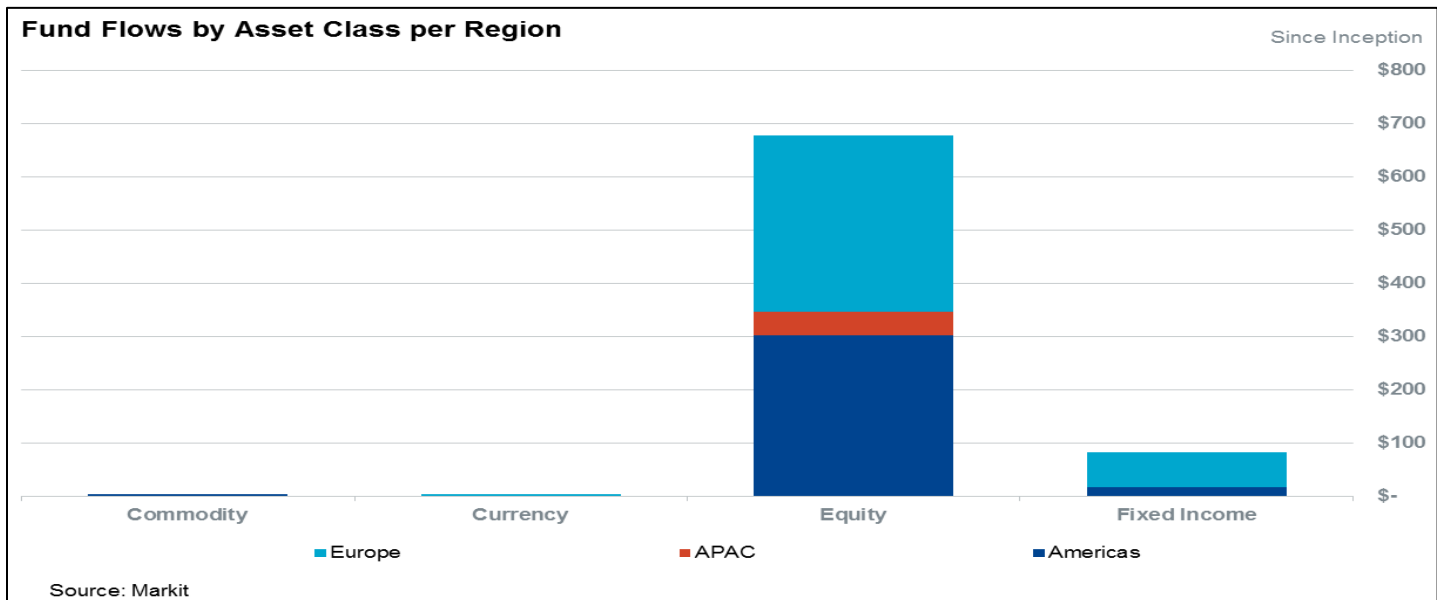
This month's interesting listing is **Ark Investment** which doubled their line-up with two thematic driven products which aim to give investors exposure to disruptive innovations with the **ARK Innovation** and **ARK Genomic Revolution Multi-Sector ETF**. Interestingly, ARK's Innovation product draws on constituents of ARK's two previously launched funds as well the Genomic Revolution fund to give investors exposure to disruptive innovations in the Web, Industrial and Web space.

Not to be outdone, **ROBO-STOX**, which managed to attract over \$100m in its **Global Robotics and Automation** launched a European UCIT listing of the same product.

Looking beyond passive sector ETFs, last month saw eight strategy focused ETFs launch as the industry continues to focus on these higher earning niche products. This slew of new launches was led by the **Royal Bank of Canada** which launched six funds under the "**RBC Quant**" umbrella. These funds which invest in high quality dividend shares in the US, Europe and emerging markets have duplicate listings in US and Canadian Dollars to limit foreign exchange risks, another hot industry trend.

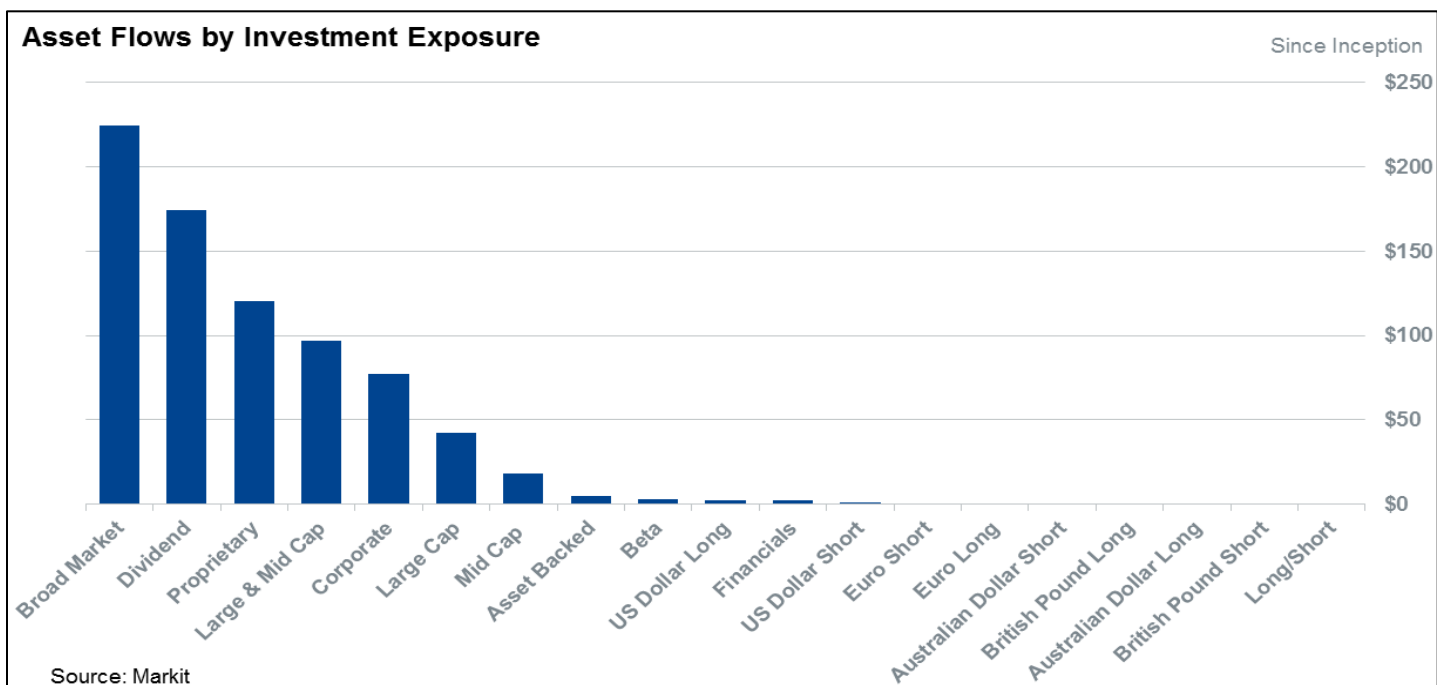
This month's new strategy ETFs still overwhelmingly tilts towards dividend funds, which largely mirrors the current set of strategy ETF products. The only non dividend strategy fund listed this month is **the Renaissance International IPO ETF** which invests in newly listed shares globally, mirroring the **Renaissance IPO ETF** which was launched last year and has so far managed to attract just over \$30m of assets.

September Overview



September Listed Funds Total Inflows (As of 11/07/2014)

Asset Class	Americas	APAC	Europe	Total Per Asset Class
Commodity	\$3,694,538			\$3,694,538
Currency			\$3,836,251	\$3,836,251
Equity	\$302,606,852	\$43,268,109	\$331,189,493	\$677,064,454
Fixed Income	\$17,308,525		\$64,990,938	\$82,299,463
Total Per Region	\$323,609,916	\$43,268,109	\$400,016,681	\$766,894,705



October Newly Listed ETPs

Americas listed:

ETP name	Ticker	Listing country	Launch date	Asset class	Investment exposure
ALPS STOXX Europe 600 ETF	STXX	United States	2014-10-31	Equity	Large Cap
ARK Innovation ETF	ARKK	United States	2014-10-31	Equity	Technology
ARK Genomic Revolution Multi-Sector ETF	ARKG	United States	2014-10-31	Equity	Health Care
First Trust CDN AlphaDEX U.S. Utilities Sector Index ETF	FHU	Canada	2014-10-30	Equity	Utilities
First Trust CDN AlphaDEX U.S. Technology Sector Index ETF	FHQ	Canada	2014-10-30	Equity	Technology
First Trust CDN AlphaDEX U.S. Materials Sector Index ETF	FHM	Canada	2014-10-30	Equity	Materials
First Trust CDN AlphaDEX U.S. Health Care Sector Index ETF	FHH	Canada	2014-10-30	Equity	Health Care
First Trust CDN AlphaDEX U.S. Industrials Sector Index ETF	FHG	Canada	2014-10-30	Equity	Industrials
First Trust CDN AlphaDEX U.S. Financial Sector Index ETF	FHF	Canada	2014-10-30	Equity	Financials
First Trust CDN AlphaDEX U.S. Energy Sector Index ETF	FHE	Canada	2014-10-30	Equity	Energy
First Trust CDN AlphaDEX U.S. Consumer Discretionary Sector Index ETF	FHD	Canada	2014-10-30	Equity	Consumer Goods
First Trust CDN AlphaDEX U.S. Consumer Staples Sector Index ETF	FHC	Canada	2014-10-30	Equity	Consumer Goods
Global X JPMorgan Efficiente Index ETF	EFFE	United States	2014-10-23	Alternative	Asset Allocation
Global X JPMorgan US Sector Rotator Index ETF	SCTO	United States	2014-10-23	Alternative	Asset Allocation
First Trust Eurozone AlphaDEX® ETF	FEUZ	United States	2014-10-22	Equity	Broad Market
RBC Quant Emerging Markets Dividend Leaders ETF	RXD	Canada	2014-10-22	Equity	Dividend
RBC Quant Emerging Markets Dividend Leaders ETF (USD Units)	RXD.U	Canada	2014-10-22	Equity	Dividend
RBC Quant European Dividend Leaders ETF	RPD	Canada	2014-10-22	Equity	Dividend
RBC Quant European Dividend Leaders ETF - RPD.U	RPD.U	Canada	2014-10-22	Equity	Dividend
RBC Quant U.S. Dividend Leaders (CAD Hedged) ETF	RHU	Canada	2014-10-22	Equity	Dividend
RBC Quant U.S. Dividend Leaders (CAD Hedged) ETF - RHP	RHP	Canada	2014-10-22	Equity	Dividend
Recon Capital DAX Germany ETF	DAX	United States	2014-10-22	Equity	Large Cap
ValueShares U.S. Quantitative Value ETF	QVAL	United States	2014-10-22	Equity	Large & Mid Cap

Markit ETP monthly overview – October 2014

iShares Commodities Select Strategy ETF	COMT	United States	2014-10-16	Commodity	Broad Market
iShares MSCI Emerging Markets Horizon ETF	EMHZ	United States	2014-10-16	Equity	Broad Market
Vident Core U.S. Bond Strategy ETF	VBND	United States	2014-10-16	Fixed Income	Government
Horizons Active Floating Rate Senior Loan ETF - HSL.A	HSL.A	Canada	2014-10-15	Fixed Income	Corporate - Credit
Horizons Active Floating Rate Senior Loan ETF	HSL	Canada	2014-10-15	Fixed Income	Corporate - Credit
Purpose Multi-Strategy Market Neutral Fund ETF	PMM	Canada	2014-10-14	Alternative	Asset Allocation
Purpose Enhanced US Equity Fund ETF	PEU	Canada	2014-10-14	Alternative	Strategy
ProShares Morningstar Alternatives Solution ETF	ALTS	United States	2014-10-08	Alternative	Asset Allocation
Renaissance International IPO ETF	IPOS	United States	2014-10-08	Equity	Corporate Action
Fidelity Limited Term Bond ETF	FLTB	United States	2014-10-06	Fixed Income	Broad Market
Fidelity Corporate Bond ETF	FCOR	United States	2014-10-06	Fixed Income	Corporate
Fidelity Total Bond ETF	FBND	United States	2014-10-06	Fixed Income	Broad Market
ProShares Managed Futures Strategy ETF	FUTS	United States	2014-10-02	Alternative	Asset Allocation
Falah Russell-IdealRatings U.S. Large Cap ETF	FIA	United States	2014-10-02	Equity	Large Cap
COMPASS EMP DEVELOPED 500 ENHANCED VOLATILITY WEIGHTED INDEX ETF	CIZ	United States	2014-10-02	Equity	Large Cap
InfraCap MLP ETF	AMZA	United States	2014-10-02	Equity	Master Limited Partnership
Arrow DWA Tactical ETF	DWAT	United States	2014-10-01	Alternative	Asset Allocation

Europe listed:

ETP name	Ticker	Listing country	Launch date	Asset class	Investment exposure
ROBO-STOX Global Robotics and Automation GO UCITS ETF	ROBO	Ireland	2014-10-27	Equity	Technology
First Trust Eurozone AlphaDEX UCITS ETF		Ireland	2014-10-22	Equity	Broad Market
WisdomTree EU SmallCap Dividends UCITS ETF	DFE	Ireland	2014-10-21	Equity	Broad Market
WisdomTree US SmallCap Dividends UCITS ETF	DESE	Ireland	2014-10-21	Equity	Broad Market
WisdomTree Europe Equity Income UCITS ETF	EEI	Ireland	2014-10-21	Equity	Broad Market
WisdomTree US Equity Income UCITS ETF	DHS	Ireland	2014-10-21	Equity	Broad Market
SPDR Thomson Reuters Global Convertible Bond UCITS ETF	ZPRC	Ireland	2014-10-15	Fixed Income	Corporate
UBS ETF MSCI EMU UCITS ETF (EUR) A-UKdis	EMUUKD	Luxembourg	2014-10-08	Equity	Large Cap

Markit ETP monthly overview – October 2014

UBS ETF MSCI USA UCITS ETF (USD) A-UKdis	USAUKD	Switzerland	2014-10-08	Equity	Large & Mid Cap
iShares MSCI World Quality Factor UCITS ETF	IWQU	Ireland	2014-10-06	Equity	Broad Market
iShares MSCI World Momentum Factor UCITS ETF	IWMO	Ireland	2014-10-06	Equity	Broad Market
iShares MSCI World Value Factor UCITS ETF	IWVL	Ireland	2014-10-06	Equity	Broad Market
iShares MSCI World Size Factor UCITS ETF	IWSZ	Ireland	2014-10-06	Equity	Mid Cap
UBS ETF MSCI Japan UCITS ETF (JPY) A-UKdis	JPNUKD	Switzerland	2014-10-02	Equity	Large & Mid Cap
UBS ETF MSCI Canada UCITS ETF (CAD) A-UKdis	CANUKD	Luxembourg	2014-10-02	Equity	Large & Mid Cap
UBS ETF FTSE 100 UCITS ETF (GBP) A-UKdis	100UKD	Switzerland	2014-10-02	Equity	Large Cap
UBS ETF MSCI United Kingdom UCITS ETF (GBP) A-UKdis	UKUKD	Switzerland	2014-10-02	Equity	Large & Mid Cap
UBS ETF MSCI Pacific (ex Japan) UCITS ETF (USD) A-UKdis	PACUKD	Switzerland	2014-10-02	Equity	Large & Mid Cap
UBS ETF - MSCI Switzerland 20/35 UCITS ETF (CHF) A-UKdis	SW2UKD	Switzerland	2014-10-02	Equity	Broad Market
Think European Equity UCITS ETF	TEET	Netherlands	2014-10-01	Equity	Broad Market

APAC listed:

ETP name	Ticker	Listing country	Launch date	Asset class	Investment exposure
BetaShares Australian Dividend Harvester Fund ETF	HVST	Australia	2014-10-22	Equity	Dividend

September Newly Listed Performance

Americas listed:

ETP name	Ticker	Listing country	Launch date	Asset class	AUM Growth	Total Asset Flow
ETF Series Solutions Deep Value ETF	DVP	United States	2014-09-23	Equity	7292%	\$172,625,000
United States Commodity Funds LLC ETF US STOCK SPLIT USD NPV	TOFR	United States	2014-09-15	Commodity	139%	\$3,694,538
PowerShares S&P International Developed Low Volatility Index ETF	ILV	Canada	2014-09-08	Equity	90%	\$1,777,936
BulletShares 2023 Corporate Bond ETF	BSCN	United States	2014-09-18	Fixed Income	53%	\$3,067,500
BulletShares 2024 Corporate Bond ETF	BSCO	United States	2014-09-18	Fixed Income	52%	\$2,997,000
BulletShares 2022 High Yield Corporate Bond ETF	BSJM	United States	2014-09-18	Fixed Income	50%	\$2,493,000
BulletShares 2021 High Yield Corporate Bond ETF	BSJL	United States	2014-09-18	Fixed Income	50%	\$2,492,000
PowerShares LadderRite 0-5 Year Corporate Bond Portfolio	LDRI	United States	2014-09-10	Fixed Income	25%	\$1,257,000
First Asset Active Canadian REIT ETF (FRF)	FRF	Canada	2014-09-09	Equity	24%	\$2,015,294
First Asset Active Canadian Dividend ETF (FDV)	FDV	Canada	2014-09-09	Equity	21%	\$1,994,425
First Trust Long/Short Equity ETF	FTLS	United States	2014-09-09	Equity	3%	\$-
Barclays Return on Disability ETN	RODI	United States	2014-09-12	Equity	2%	\$99,722
Guggenheim Emerging Market Real Estate ETF	EMRE	United States	2014-09-29	Equity	1%	\$-
iShares Currency Hedged MSCI Emerging Markets ETF	HEEM	United States	2014-09-29	Equity	0%	\$-
FlexShares Disciplined Duration MBS Index Fund	MBSD	United States	2014-09-04	Fixed Income	0%	\$5,002,025
SPDR MSCI Taiwan Quality Mix ETF	QTWN	United States	2014-09-18	Equity	-3%	\$6,008,000
First Asset Active Canadian REIT ETF (FRF.A)	FRFa	Canada	2014-09-09	Equity	-3%	\$-
First Asset U.S. & Canada Lifeco Income Advisor ETF (FLI.A)	FLIa	Canada	2014-09-09	Equity	-4%	\$496,456
Source EURO STOXX 50 ETF	QMEX	United States	2014-09-18	Equity	-5%	\$-
SPDR SSGA Risk Aware ETF	ELV	Canada	2014-09-08	Equity	-8%	\$912,442

Markit ETP monthly overview – October 2014

Europe listed:

ETP name	Ticker	Listing country	Launch date	Asset class	AUM Growth	Total Asset Flow
ETFS 5x Long USD Short EUR	EUS5	Italy	2014-09-25	Currency	2623%	\$2,019,949
ETFS 5x Short USD Long EUR	USE5	Italy	2014-09-25	Currency	743%	\$692,419
ETFS 5x Long CHF Short EUR	ECH5	Italy	2014-09-25	Currency	514%	\$396,056
ETFS 5x Long GBP Short EUR	EGB5	Italy	2014-09-25	Currency	476%	\$76,114
db x-trackers Equity Quality Factor UCITS ETF (DR)		Germany	2014-09-10	Equity	217%	\$14,586,000
db x-trackers Equity Value Factor UCITS ETF (DR)		Germany	2014-09-10	Equity	212%	\$14,043,700
ETFS 5x Long JPY Short EUR	EJP5	Italy	2014-09-25	Currency	150%	\$204,810
ETFS 5x Short CHF Long EUR	CHE5	Italy	2014-09-25	Currency	141%	\$158,563
Vanguard FTSE 250 UCITS ETF	VMID	United Kingdom	2014-09-29	Equity	122%	\$17,907,812
ETFS 5x Short AUD Long EUR	AUE5	Italy	2014-09-25	Currency	83%	\$130,396
Vanguard FTSE Developed Europe ex UK UCITS ETF	VERX	United Kingdom	2014-09-29	Equity	55%	\$20,185,072
LYXOR ETF JPX NIKKEI 400 Part A	JPX4	France	2014-09-11	Equity	33%	\$204,832,922
Vanguard FTSE North America UCITS ETF	VDNR	United Kingdom	2014-09-29	Equity	20%	\$17,470,530
ETFS 5x Short JPY Long EUR	JPE5	Italy	2014-09-25	Currency	10%	\$60,801
Lyxor Fortune SG UCIT EUR NPV ETF	CNAA	France	2014-09-02	Equity	6%	\$10,375,693
ETFS 5x Long AUD Short EUR	EAU5	Italy	2014-09-25	Currency	3%	\$59,580
Vanguard FTSE Developed Markets UCITS ETF	VDEV	United Kingdom	2014-09-29	Equity	0%	\$25,000,000
SOURCE JPX-Nikkei 400 UCITS ETF		Germany	2014-09-15	Equity	0%	\$318,132
ETFS 5x Long CAD Short EUR	ECA5	Italy	2014-09-25	Currency	0%	\$12,229
db x-trackers Equity Low Beta Factor UCITS ETF 1C (DR)		Germany	2014-09-04	Equity	-2%	\$-
ETFS 5x Short GBP Long EUR	GBE5	Italy	2014-09-25	Currency	-2%	\$12,182
db x-trackers Equity Momentum Factor UCITS ETF (DR)		Germany	2014-09-04	Equity	-3%	\$-
Amundi FLOATING RATE EURO CORPORATE 1-3 UCITS ETF	AFRN	France	2014-09-16	Fixed Income	-5%	\$64,990,938

Markit ETP monthly overview – October 2014

ETFS 5x Short CAD Long EUR	CAE5	Italy	2014-09-25	Currency	-6%	\$13,152
iShares MSCI France UCITS ETF	ISFR	United Kingdom	2014-09-05	Equity	-9%	\$6,469,632

APAC listed:

ETP name	Ticker	Listing country	Launch date	Asset class	AUM Growth	Total Asset Flow
Horizons CSI 300	83127	Hong Kong	2014-09-25	Equity	35%	\$12,873,223
KINDEX SYNTH-Japan Inverse(H) ETF	205720	South Korea	2014-09-22	Equity	-6%	\$-
KODEX China H Leverage(H)	204450	South Korea	2014-09-11	Equity	-55%	\$30,394,886

James Hohorst

Associate

Markit

Tel: +1 646 679 3012

Email: james.hohorst@markit.com

For further information, please visit www.markit.com

The intellectual property rights to this report provided herein is owned by Markit Group Limited. Any unauthorised use, including but not limited to copying, distributing, transmitting or otherwise of any data appearing is not permitted without Markit's prior consent. Markit shall not have any liability, duty or obligation for or relating to the content or information ("data") contained herein, any errors, inaccuracies, omissions or delays in the data, or for any actions taken in reliance thereon. In no event shall Markit be liable for any special, incidental, or consequential damages, arising out of the use of the data. Markit is a trademark owned by the Markit group.