

IHS Markit provides an analysis of Brazil imports and exports by country and commodity. In addition we share a view of key ports, their facilities, port callings history and active fleet by ship type.

Brazil - US - Container Intelligence

PIERS

Brazil Exports to US

1st half 2015 vs. 1st half 2016

Total US Container Imports from Brazil
110,021 TEU

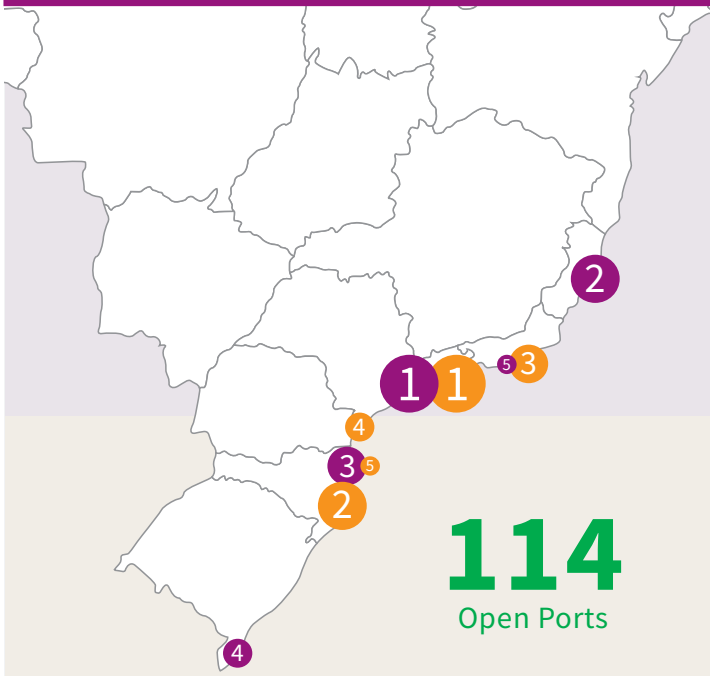
-19.71%

US Exports to Brazil

1st half 2015 vs. 1st half 2016

Total US Container Exports to Brazil
177,678 TEU

+14.68%



Port Overview

Dry Cargo | Tanker/Wet | Multipurpose

Top Ports for Exports from Brazil to US

- #1 Santos 33.24%
- #2 Vitoria 14.04%
- #3 Itapoa 9.35%
- #4 Rio Grande do Sul 7.06%
- #5 Rio de Janeiro 5.87%

Top Ports for US Exports to Brazil

- #1 Santos 55.56%
- #2 Navegantes 8.62%
- #3 Rio de Janeiro 5.93%
- #4 Paranagua 4.81%
- #5 Itapoa 3.96%

% share of all container imports and exports

Brazil - Commodity Intelligence

Global Trade Atlas

Brazil Imports

1st half 2015 vs. 1st half 2016

All Commodities
71,494,120,474 USD

+7.3%

Brazil Exports

1st half 2015 vs. 1st half 2016

All Commodities
107,710,145,552 USD

+19.3%

Top HS Grouping, with Top Origins for 2016


Commodity type & originating importing country

- Oil (Not Crude)**
United States, Algeria, Netherlands
- Parts for Motor Vehicles**
Germany, Mexico, South Korea
- Phones and Networking Equipment**
China, Vietnam, South Korea
- Medicines in dosage or retail form**
United States, Germany, Canada

Commodity type & country exporting to

- Soybeans**
China, Spain, Thailand
- Iron Ores & Concentrates**
China, Japan, Netherlands
- Sugar and Sucrose**
India, China, Algeria
- Crude Oil**
China, Uruguay, United States

Top Import Origin Countries and percentage of H1 2016 Imports



Top Export Destination Countries and percentage of H1 2016 Exports

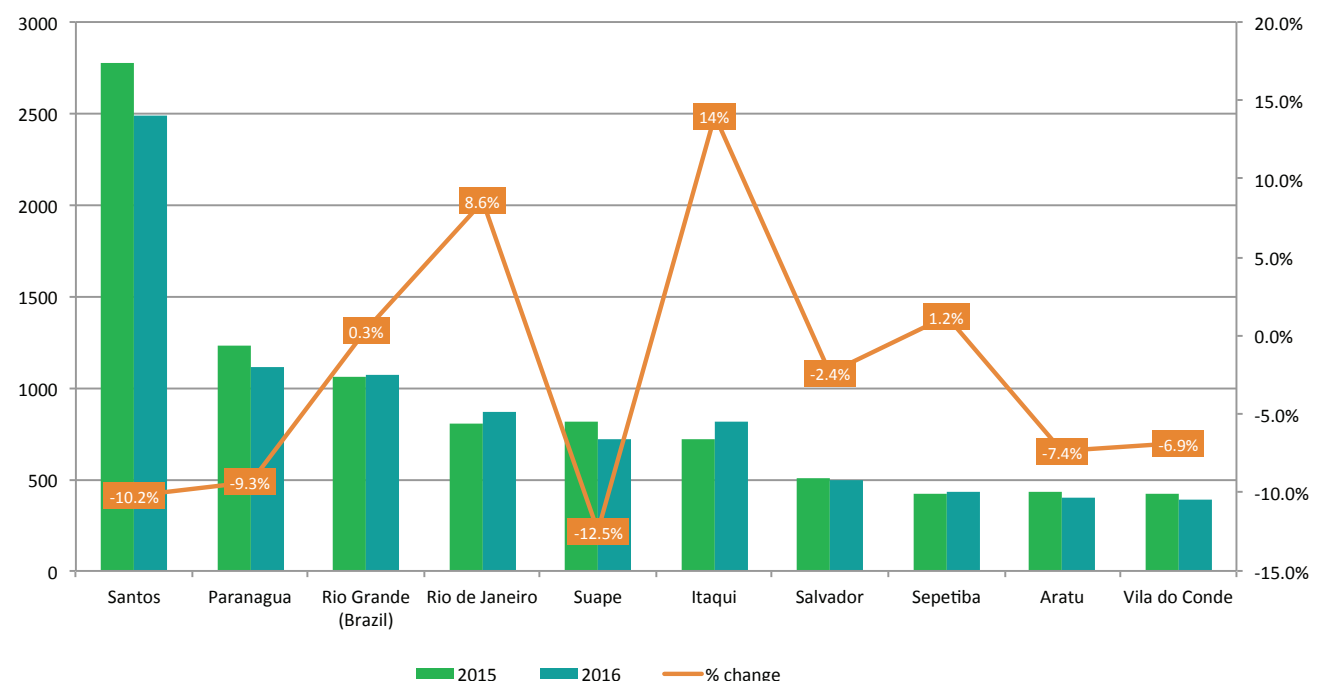


Maritime Intelligence

AISLive & Sea-web

Brazil - Port Callings

Total number of port callings & ports with most calls (for all cargo carrying ships)
H1 2015 vs. H2 2016



Brazil-Fleet intelligence



Brazil In Service Fleet by Main Ship Type

Ship Type	National Flag	Foreign Flag
Tankers	53	31
Bulk Carriers	10	21
Dry Cargo/Passenger	27	9
Offshore	132	81
Miscellaneous	215	9



223

Owners, Operators & Managers
(Total Companies Registered in Brazil)

98

Owners, Operators & Managers
(Registered in & Country of control in Brazil)

To find out more visit
ihs.com/MTPorts



@PIERS_JOC
@IHS4Maritime