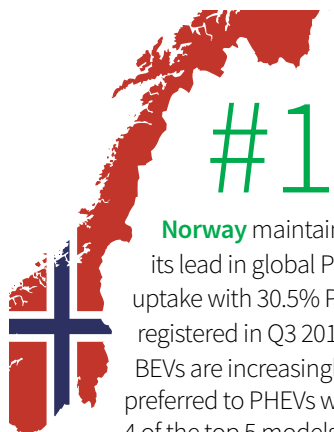


## Q3 2017

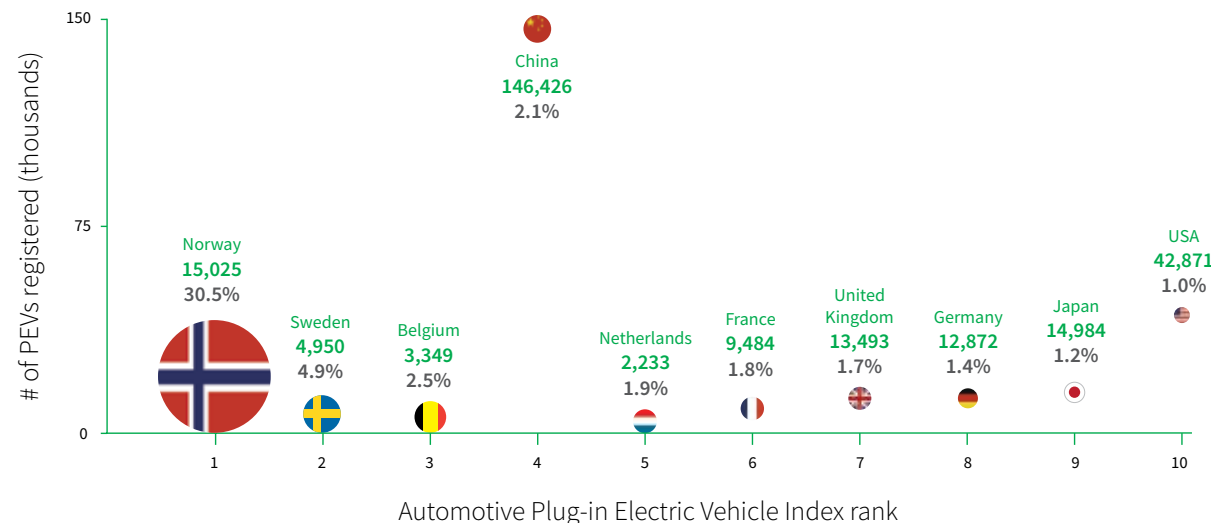
Which countries are leading plug-in electric vehicle uptake?  
How is uptake changing quarter by quarter?



**Norway** maintains its lead in global PEV uptake with 30.5% PEVs registered in Q3 2017. BEVs are increasingly preferred to PHEVs with 4 of the top 5 models

being all-electric. The VW e-Golf remains the best-selling BEV, whilst the Mitsubishi Outlander continues to lead PHEV sales, achieving 4th position overall.


### Q3 2017



Q3 2017 saw **Germany's** PEV share touch a record high of 1.4% with a 70% increase in PEV registrations in September versus the previous year. Although three of the top-five selling PEVs are all-electric vehicles, PHEVs enjoy a higher market share (55%) overall. The Audi A3 e-Tron is the highest selling PHEV with 3,643 units sold through September.



**China** maintains its position at number 4 due to the steady increase in PEV uptake in Q3; China's PEV market is dominated by BEVs which account for 80% of the total. The last quarter is forecast to be even stronger in terms of PEV sales given that purchase incentives are set to decline from the start of 2018.



Of all Q3 2017 PEVs registered in the ten countries analyzed,

**64%** were BEVs and

**36%** were PHEVs.

During the same period in 2016, BEVs were 68% whilst PHEVs were 32%.

Plug-in electric vehicle (PEV) = Battery electric vehicle (BEV) + Plug-in hybrid electric vehicle (PHEV)

Automotive Plug-in Electric Vehicle Index ranks Plug-in Vehicle market share (%) in a given quarter; i.e. PEV registrations ÷ all vehicle registrations.

Browse all of our e-Mobility offerings at [supplierinsight.ihsmarkit.com](http://supplierinsight.ihsmarkit.com)