

AccuMap Downloader

Introduction

The AccuMap downloader enables you to download the latest version of the AccuMap update/ install files for Monthly and Currency updates through a simple one-click application.

In the past, downloading the latest release from the AccuMap Updates website required the user to save four individual files to a desired location and unpack them to a single directory. This system did not allow for the ability to schedule when the download took place or for a checksum to ensure zero file corruption or errors.

As of AccuMap 25.03 (March 26, 2015) this new tool has been included with all updates and is located in the install directory of the application in the “**AccuMap_Downloader**” folder. You can also download the tool from the updates site <http://accumapupdates.ihsenergy.com/>.

There are two different versions of the downloader, one for the IPL data set and another for the ACD. Both are available on the AccuMap Update site, or depending on which version of AccuMap you are running you will have an executable labeled as either of the following in the “**AccuMap_Downloader**” folder:

- **AccuMap_IPL.exe**
- **AccuMap_ACD.exe**

Please note that you will only find one of the above executables in your “AccuMap_Download” folder, specifically the one that matches your data type (ie. IPL or ACD)

Downloader Features

Checksum Verification

The AccuMap Downloader has a built in checksum to verify file integrity upon completion. In the event of an error or corruption the AccuMap Downloader deletes all files and restarts.

Pause & Resume

In the event of a network outage or loss of internet the AccuMap Downloader can pause and resume without having to start the process over. The user also has the ability to manually pause and resume the download through the application window.

Details & Logging

Information about actions that the AccuMap Downloader is taking can be viewed in the “Details” window of the application.

Scheduling

Using windows Task Scheduler users can set when the application should download the latest release of AccuMap. This allows for the AccuMap Downloader to run outside of work hours as not to impact internet/network performance.

Command Line Arguments

Specify what is downloaded (AccuMap, Weekly Land, Land Text, or all).

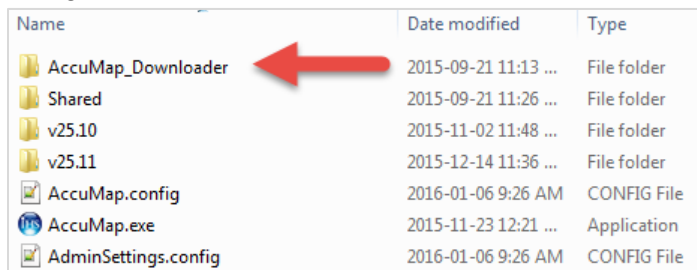
VPN-less & Portable

This application does not require a connection to the IHS VPN, and can be run off of any internet connected PC. The application is also portable and requires no installation in order to use.

Using the AccuMap Downloader

Please note that while these instructions will reference the **AccuMap_IPL.exe**, the same steps are applicable to the **AccuMap_ACD.exe** downloader.

1. Navigate to the “AccuMap_Downloader” folder found in the AccuMap install directory.

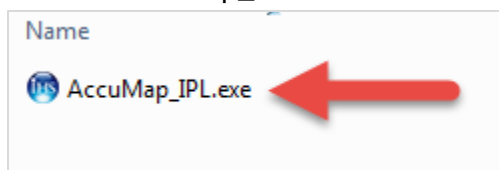


Name	Date modified	Type
AccuMap_Downloader	2015-09-21 11:13 ...	File folder
Shared	2015-09-21 11:26 ...	File folder
v25.10	2015-11-02 11:48 ...	File folder
v25.11	2015-12-14 11:36 ...	File folder
AccuMap.config	2016-01-06 9:26 AM	CONFIG File
AccuMap.exe	2015-11-23 12:21 ...	Application
AdminSettings.config	2016-01-06 9:26 AM	CONFIG File

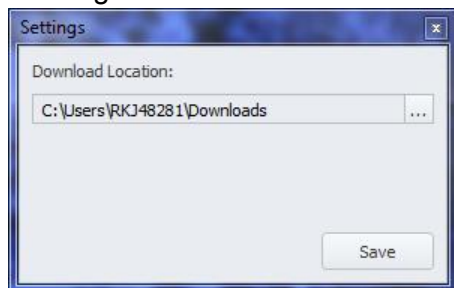
- 1.1. Alternatively you can also download a copy of the AccuMap Downloader from:

<http://accumapupdates.ihsenergy.com/>

2. Run the AccuMap_IPL.exe

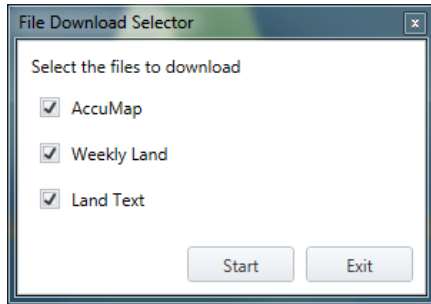


- 2.1. If this is the first time you run the AccuMap Downloader you will be prompted to select a download location/directory. Select your preferred location and click the “Save” button. Each time you launch the application going forward it will remember this location. This setting can be changed any time via the “Settings” window.



- 2.1.1. During the download process the downloader will create temporary files in the location you have selected.

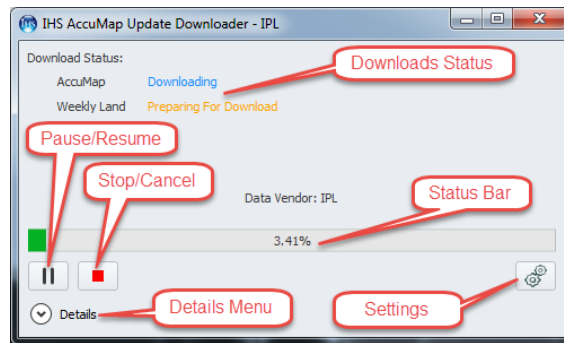
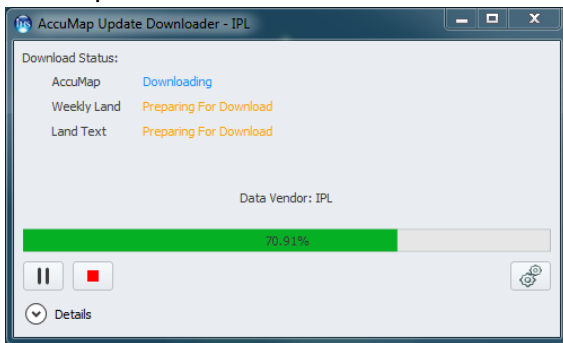
2.2. Next you will be prompted to select which items you want to download. Currently the AccuMap Downloader will check for the latest release of AccuMap, Weekly Land, and Land Text. This prompt will appear each time you manually launch the AccuMap Downloader. [Silent operation is possible with command line arguments.](#)



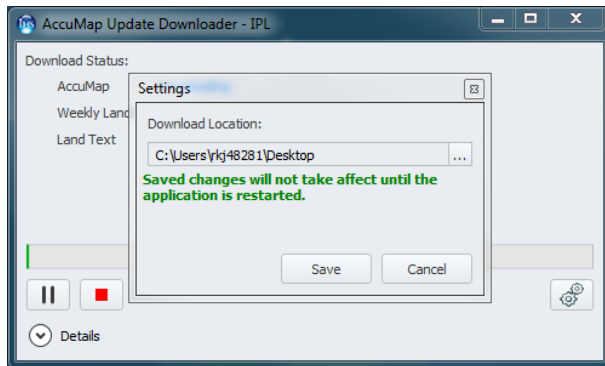
2.2.1. Each item will be saved in separate zipped files. For example if all three items are selected to be downloaded you will have three individual zip files.

- LandText_26.05a_KAKDQTS6VWZUVAZTMEUMQJRFQ=====2.0.0.0.ZIP_Temp
- NewIPL_26.06_YGAHHG5O7P5BLBT4AFH2LIX3F4=====2.0.0.0.ZIP_Temp
- NewIPLWeeklyLand_26.05a_T7MHYKCQZQR7LLDXZYDSKNE2SM=====2.0.0.0.ZIP_Temp

3. The AccuMap Downloader will automatically start downloading the latest version of the items you selected on the previous screen.

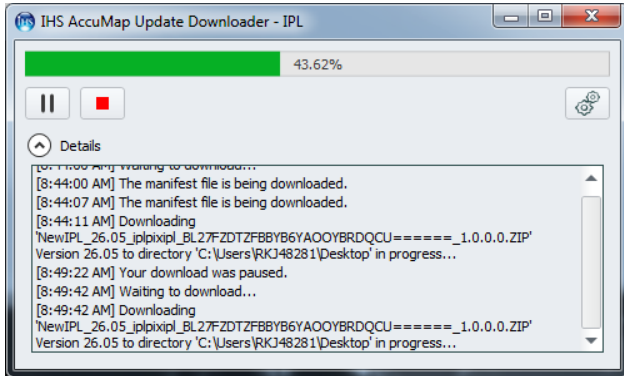


3.1. When you position the mouse over the status bar the target location of the file is displayed. You can change this through the “Settings” window. You will need to restart the downloader for this change to take effect.

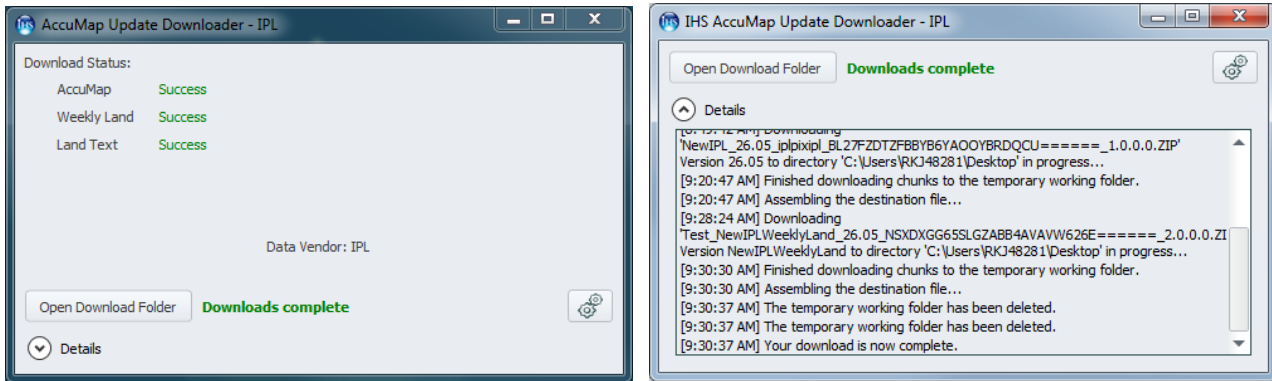


3.2. The Pause/Resume button allows you to temporarily stop the download to continue at a later time. Please note that if you close or exit out of the application the download will be restarted upon next

- 3.3. The Stop/Cancel button ends the download at its current point and deletes all temp files.
- 3.4. The Download Status shows you which items are being downloaded. The tool will download the items separately, completing the first before starting the second.
- 3.5. Clicking on the “Details” drop down will display a log of actions taken by the application. You can move back and forth from the “Details” and “Default” views freely.



- 4. Once the download has completed the AccuMap Downloader displays a notification message with an option to open the download directory.



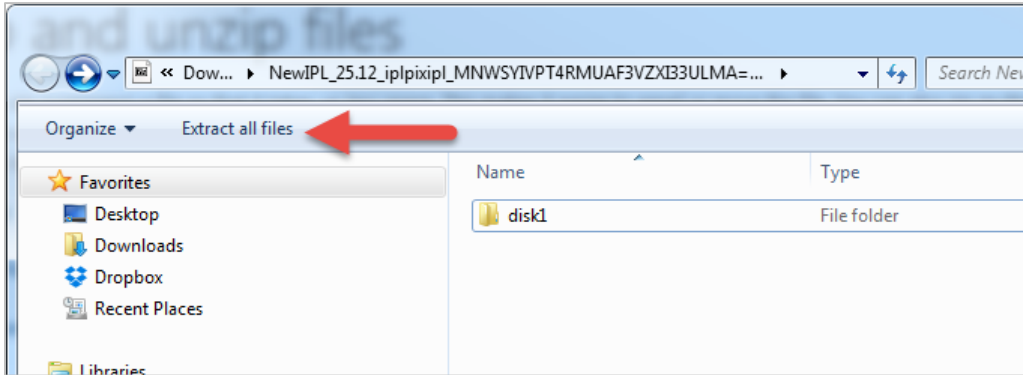
- 5. The AccuMap Downloader copies a large number of files into a version specific zip file located in the download directory. The file name will contain the version number and data type.

Name	Date modified	Type
NewIPL_25.12_ipipixipl_MNWSYIVPT4RMUAF3VZXI33ULMA=====1.0.0.0.ZIP	2016-01-06 2:13 PM	ZIP File

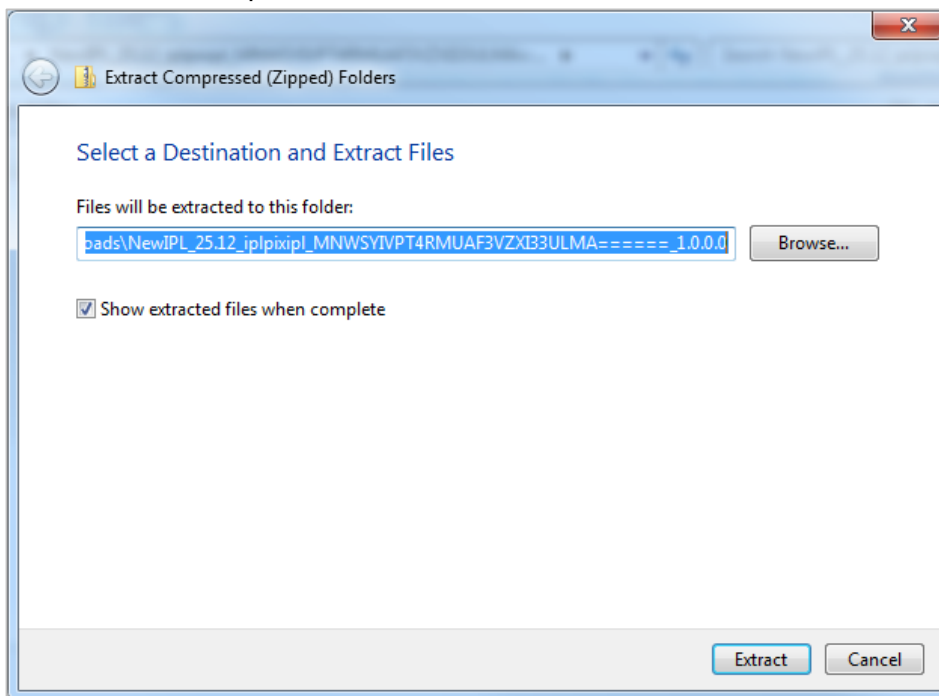
Name	Date modified	Type
NewIPL_25.12_ipipixipl_MNWSYIVPT4RMUAF3VZXI33ULMA=====1.0.0.0.ZIP	2016-01-06 2:13 PM	ZIP File

Two red callout boxes with arrows point to the file name in the second table. The first box is labeled 'Data Type' and points to 'ipipixipl'. The second box is labeled 'Version' and points to '25.12'.

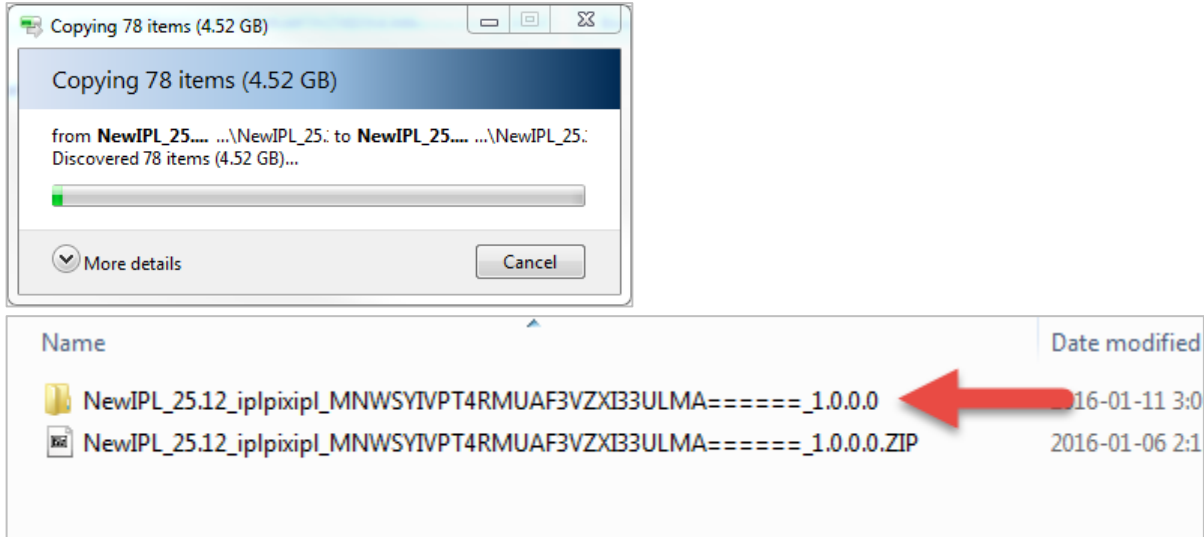
6. Extract the contents of the zip file to a location of your choice. To install/update AccuMap run the Setup.exe located within the extracted folder. You must extract all the files before attempting to run the install/update.



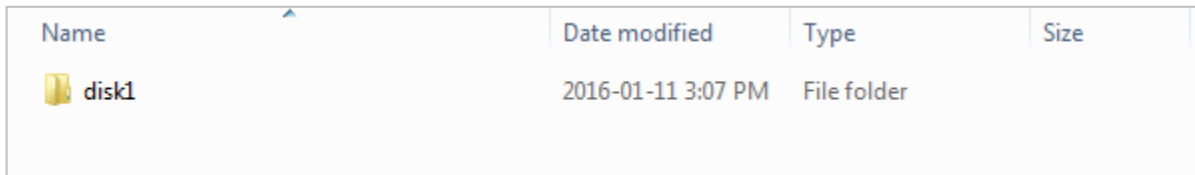
- 6.1. Select the location you would like to extract the files to, by default Windows will select the same folder that contains the zip file.



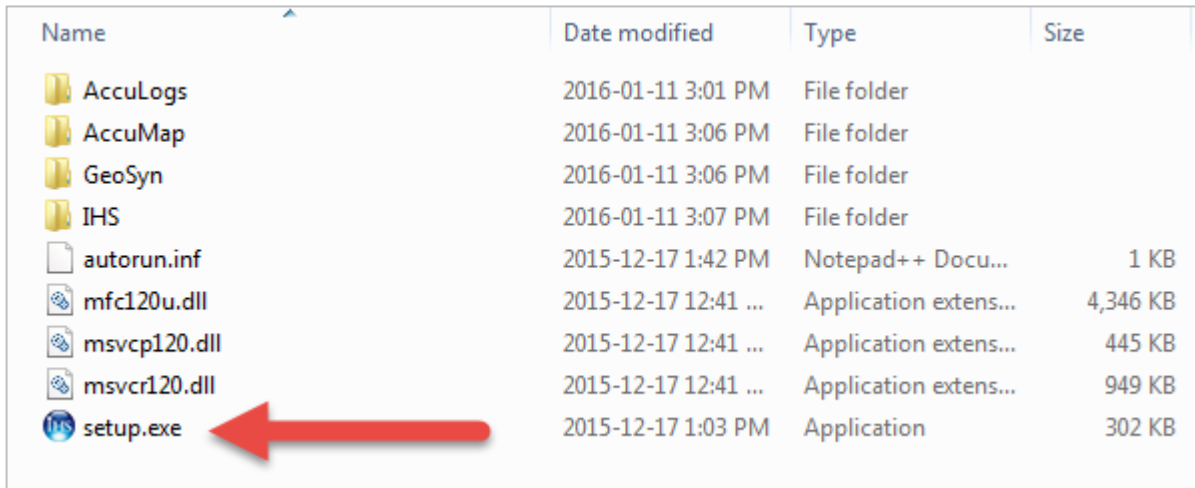
6.2. The extraction process will begin, once completed the folder you selected will now have an uncompressed copy of the install files.



6.3. Navigate into the folder, then into the disk1 folder.



6.4. Select the "setup.exe" and to begin the install/update.



6.5. For instructions on how to install AccuMap please refer to the AccuMap Installation Guide, or contact IHS.

6.6. These files will not be needed after the install/update is complete and can be deleted without issue.

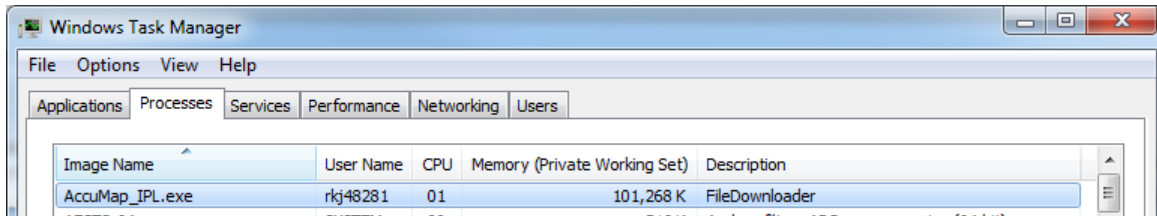
Using Command Line Arguments/Triggers

The AccuMap Downloader has command line arguments built in to allow for silent/background operation. These would be used in conjunction with Windows Task Scheduler or the Windows Command Line to meet your site's specific needs.

There are three individual arguments that can be used in conjunction with the downloader executable. These arguments are not case sensitive.

Argument	Action
-A	Only downloads AccuMap
-L	Only downloads Weekly Land
-X	Only downloads Land Text
-ALL	Downloads all items

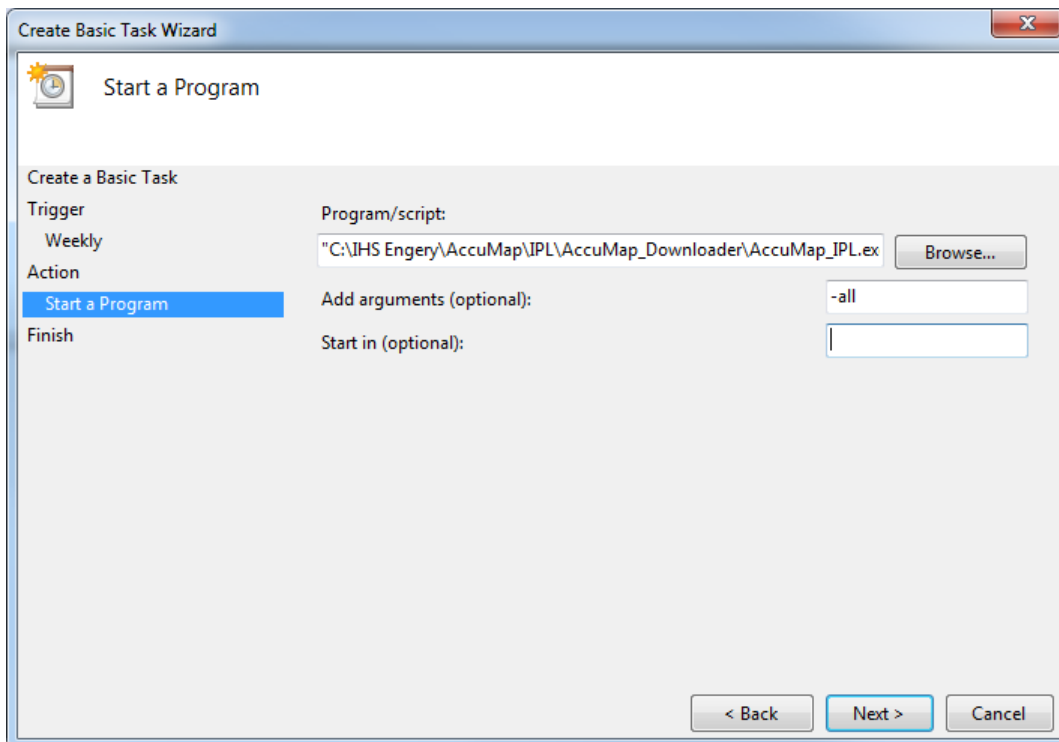
Please note that when using the command line arguments there is no GUI for the downloader as it will run as a background process. This process can be canceled from the Windows Task Manager if needed.



The following example shows how you could chose to download all available items from the command line with the downloader process running in the background:

```
C:\IHS Engery\AccuMap\IPL\AccuMap_Downloader>AccuMap_IPL.exe -ALL
```

This example shows how achieve the same results using the Task Scheduler tool in Windows:



Configuration Notes

The AccuMap Downloader creates a **user.config** file that stores the set location for downloaded files. This is located in the following directory:

`C:\Users\%USERNAME%\AppData\Local\IHS\AccuMap_IPL.exe_StrongName_fxknvedw\kwt\tdz21hw2dkfydynv3fd\2.0.0.0`

FAQ's

Q: When did IHS release this tool?

A: This tool has been present in the install directory of AccuMap as of version 25.03 (March 26th, 2015). It can also be downloaded from the AccuMap update site <http://accumapupdates.ihsenergy.com/>.

Q: Do I have to use this tool?

A: While the AccuMap Downloader is the easiest way to get the latest version of AccuMap, Weekly Land, and Land Text you can still manually download the individual files from this site: http://accumapupdates.ihsenergy.com/index_old.html.

Q: Will the AccuMap Downloader install the update?

A: No. You will need to manually extract the files and run their respective setup executables.

Q: Do I have to run this from the server or machine that AccuMap is installed on?

A: No. The AccuMap Downloader is a standalone and portable executable that can be run from any machine you like, just copy the executable from the "AccuMap_Downloader" and run it.

Q: What happens if our internet connection goes down during the download?

A: The AccuMap Downloader will pause and restart on its own in the event of a dropped network connection. The AccuMap Downloader also uses a checksum to ensure that the download is completed error free.

Q: How do I know when it's time to run the AccuMap Downloader?

A: Email notifications are sent out when a new release is available. If you are not receiving these emails please contact IHS Customer Care.

Q: How can I verify that the download completed properly without errors or potential file corruption?

A: The AccuMap Downloader has a built in checksum to verify that the zip file is 100% complete. In the event of any file corruption or errors it will automatically delete the file and start over on its own.

Q: Do I need to be connected to the IHS VPN in order for the AccuMap Downloader to work?

A: No, you do not need to be connected to the IHS VPN. The AccuMap Downloader operates over standard port 80 traffic to allow the use of any internet connection.

Q: Is the AccuMap Downloader proxy aware?

A: No, the AccuMap Downloader will not operate properly behind a proxy without proper routing rules.

Q: Can the AccuMap Downloader be set to run at specific times?

A: Using Windows Task Scheduler you can set the AccuMap Downloader to run whenever you like. A common setup is to have it run late at night outside of standard office hours. Command line arguments also allow for customization of what is downloaded (AccuMap, Weekly Land, Land Text, or all).

Q: How do I know if I am downloading the most recent version?

A: The AccuMap Downloader will always get the newest AccuMap update from the IHS servers.

Q: What happens if I run the AccuMap Downloader more than once before a new release?

A: Before the AccuMap Downloader begins to download its files it will check the download directory you set at first launch for matching files, matching files will not be downloaded and missing files will continue to as normal.

Q: Do I need to keep the downloaded zip file after I have updated?

A: You are free to delete the downloaded zip file after you have updated AccuMap, however if the AccuMap Downloader is run before the next release it will re-download the current version.

Q: How do I know I am downloading the right data set (IPL or ACD)?

A: There are two separate executables available for the AccuMap Downloader, each named to match one of the two available data sets (ex. AccuMap_IPL.exe or AccuMap_ACD.exe). They can only download their respective type.

Q: What does it download?

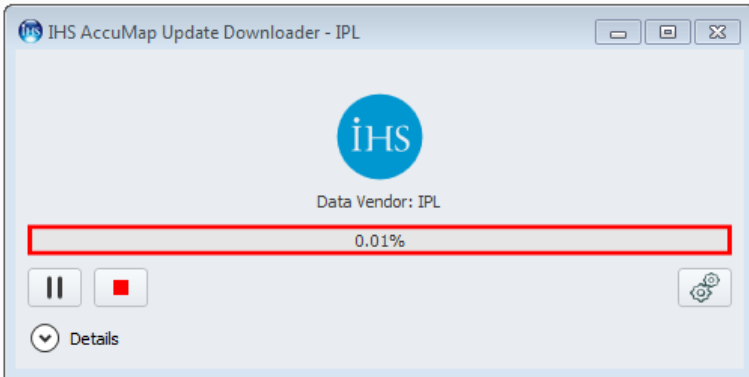
A: When completed you will have a zip file containing everything you need to install/update AccuMap, AccuLogs, GeoSyn, and if selected at startup Weekly Land and Land Text.

Q: How many files will the AccuMap Downloader place on my machine?

A: The AccuMap Downloader will pull a single zip file for each item selected. For example if all three items are selected to be downloaded you will have three individual zip files.

Q: The downloader utility stalls at 0.01% with a red box flashing around the status bar

A: Ensure that the download utility has access to productdownloads.ihs.com. 23.219.160.51 ?



Q: The downloader stalls and loops with the message “Your download was interrupted”

A: Ensure that there is enough space for the file in the target directory. 5-6 GB.

