

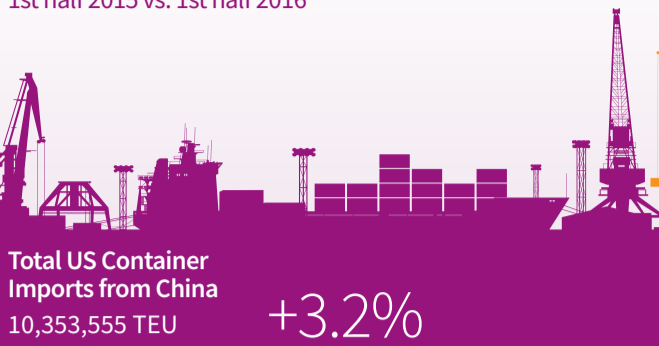
IHS Markit provides an analysis of Chinese imports and exports by country and commodity. In addition we share a view of key ports, their facilities, port callings history and active fleet by ship type.

China - US - Container Intelligence

PIERS

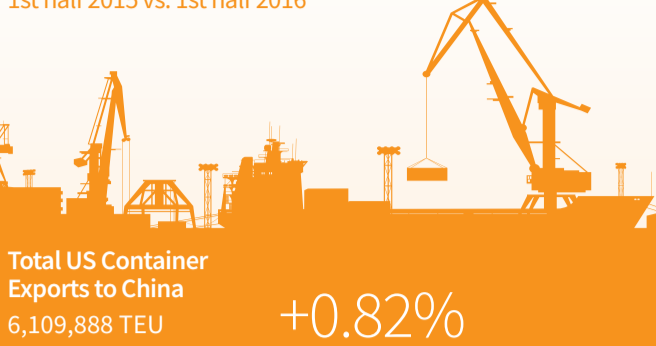
China Exports to US

1st half 2015 vs. 1st half 2016



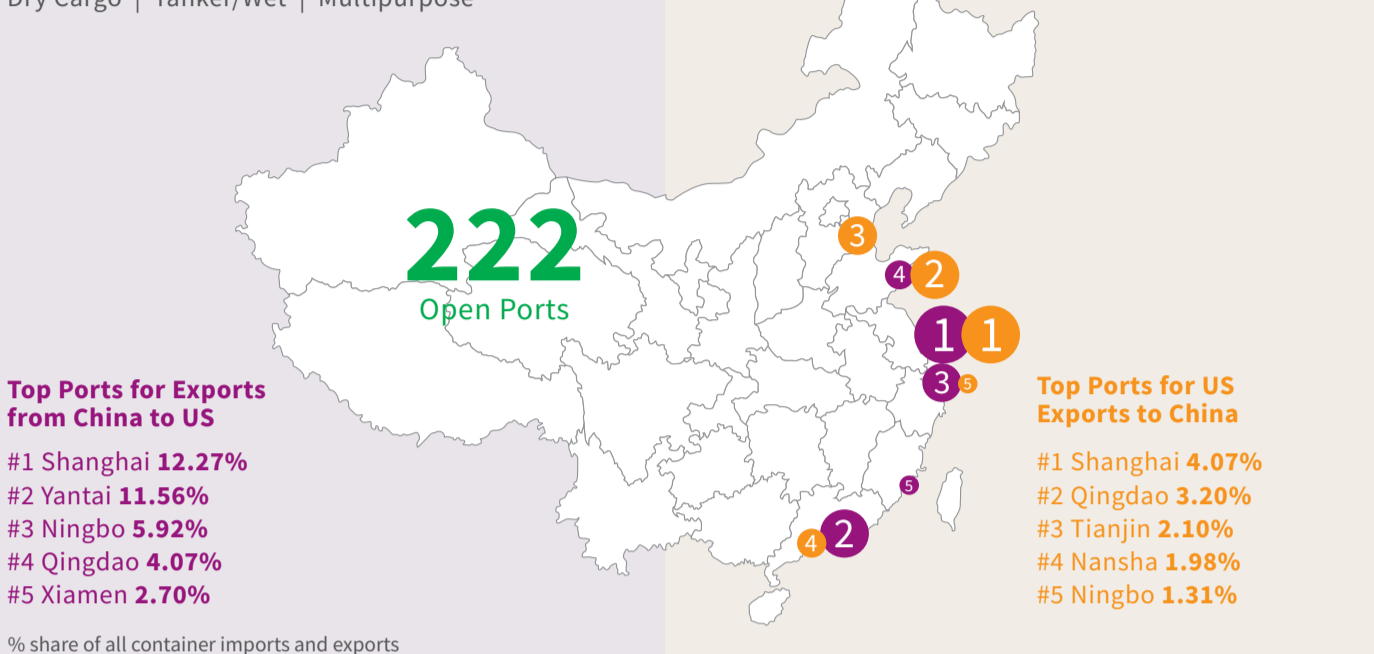
US Exports to China

1st half 2015 vs. 1st half 2016



Port Overview

Dry Cargo | Tanker/Wet | Multipurpose



Port Facilities

Port	Max Size (draught)	Dry: Terminals	Dry: Berths	Wet: Terminals	Wet: Berths
Shanghai	14.2m	34	106	11	14
Guangzhou	15.5m	49	114	18	41
Zhangjiagang	14m	12	39	8	15
Shekou	16.5m	3	23	1	1
Xiamen	16.0m	18	56	7	13
Yangshan	16m	4	18	2	8
Qingdao	20.5m	4	62	4	15
Yantai		11	60	2	6
Lianyungang		7	47	3	7

IHS Markit - Ports & Terminals Database

China - Commodity Intelligence

Global Trade Atlas

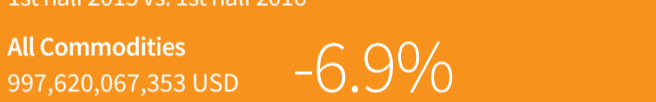
China Imports

1st half 2015 vs. 1st half 2016



China Exports

1st half 2015 vs. 1st half 2016



Top HS Grouping, with Top Origins for 2016

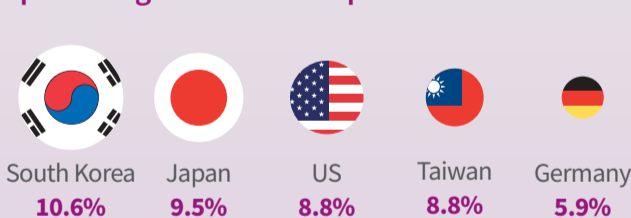
Commodity type & originating importing country

- Electronic Integrated Circuits And Microassemblies**
Taiwan, South Korea, Malaysia
- Crude Oil**
Russia, Saudi Arabia, Angola
- Iron Ores & Concentrates**
Australia, Brazil, South Africa
- Electric Apparatus For Line Telephony**
South Korea, Japan, Vietnam


Commodity type & country exporting to

- Electric Apparatus For Line Telephony**
Hong Kong, United States, South Korea
- Automatic Data Process Machines**
United States, Hong Kong, Netherlands
- Electronic Integrated Circuits And Microassemblies**
Hong Kong, Taiwan, South Korea
- Lamps & Lighting Fittings & Parts**
United States, Germany, United Kingdom

Top Import Origin Countries and percentage of H1 2016 Imports



Top Export Destination Countries and percentage of H1 2016 Exports



Maritime Intelligence

AISLive & Sea-web

China - Port Callings

Total number of port callings & ports with most calls (for all cargo carrying ships)
H1 2015 vs. H2 2016



China-Fleet intelligence



China In Service Fleet by Main Ship Type

Ship Type	National Flag	Foreign Flag
Tankers	771	226
Bulk Carriers	1345	447
Dry Cargo/Passenger	1326	900
Fishing	637	50
Offshore	258	51
Miscellaneous	525	102

Includes China, People's Republic of, Hong Kong, China & Chinese Taipei



5,199

Owners, Operators & Managers
(Total Companies Registered in China)

3,169

Owners, Operators & Managers
(Registered in & Country of control in China)

To find out more visit
ihs.com/MTPorts

@PIERS_JOC
@IHS4Maritime