


# IHS Connect®

## Quick Start Guide



**IHS Connect is an online market and business intelligence platform enabling faster, smarter, and more efficient access to world renowned information and insight from IHS. A single intuitive interface enables users to discover, analyze, visualize and integrate a diverse range of industry-leading analysis, market research, technical information and forecasts.**

**IHS Connect. Connecting you to a world of information and insight from IHS.**

*Your IHS Connect experience will vary based on your subscriptions*

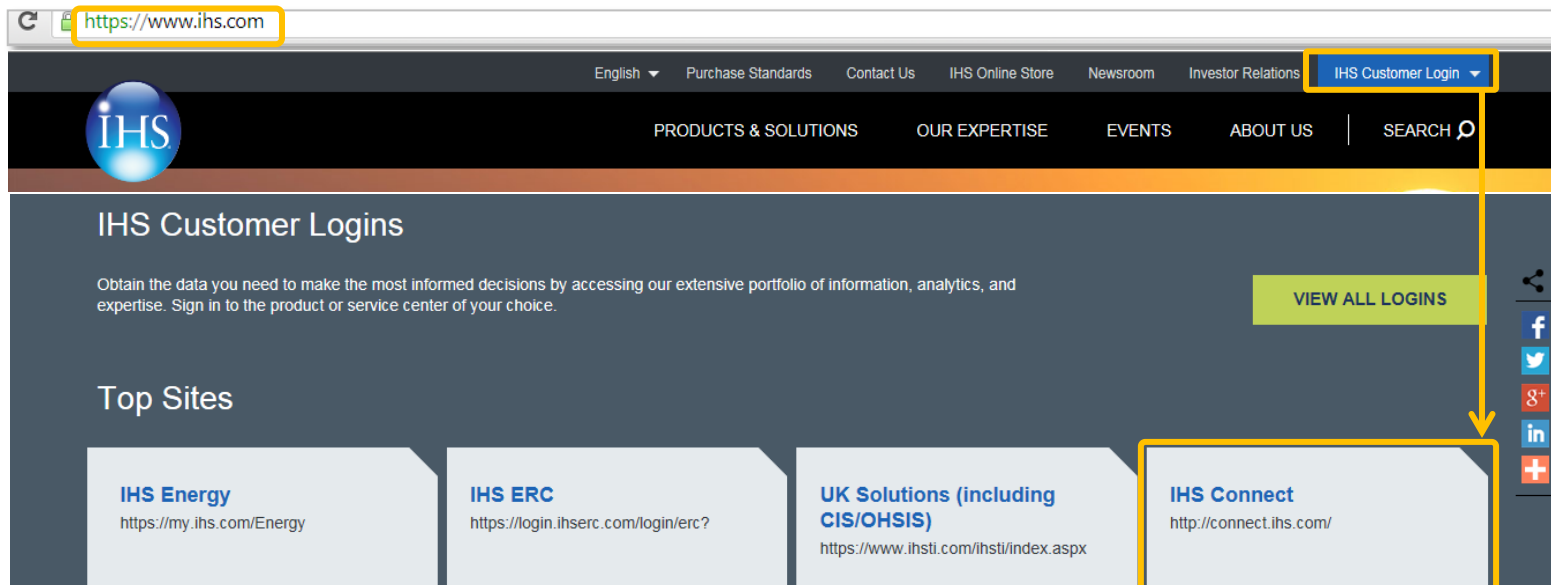
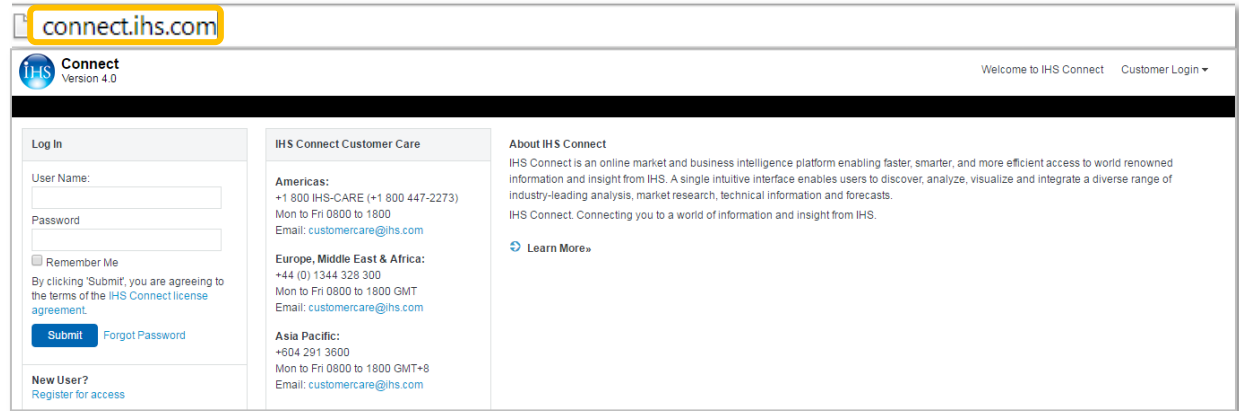




# How to Access IHS Connect

## Two easy ways to get started

Go directly to:  
<http://connect.ihs.com>



From any page on [www.ihs.com](http://www.ihs.com), click on the **IHS Customer Login** box in the right-hand corner and select **IHS Connect**.

# Logging In

Input your corporate email address and password to access IHS Connect.

Need a password?

Click **Forgot Password**, enter your corporate email address, and click **Request Password**. You will receive confirmation that your password has been sent to your email address and be provided with a link to log in.

**Request Password**

Please enter the e-mail address used when you registered with IHS. Your password will be sent to this address.

Registered E-mail Address

[Request Password](#)

**IHS Connect**  
Version 4.0

**Log In**

User Name:

Password:

Remember Me

By clicking 'Submit', you are agreeing to the terms of the [IHS Connect license agreement](#).

[Submit](#) [Forgot Password](#)

**New User?**  
[Register for access](#)

**IHS Connect Customer Care**

**Americas:**  
+1 800 IHS-CARE (+1 800 447-2273)  
Mon to Fri 0800 to 1800  
Email: [customercare@ihs.com](mailto:customercare@ihs.com)

**Europe, Middle East & Africa:**  
+44 (0) 1344 328 300  
Mon to Fri 0800 to 1800 GMT  
Email: [customercare@ihs.com](mailto:customercare@ihs.com)

**Asia Pacific:**  
+604 291 3600  
Mon to Fri 0800 to 1800 GMT+8  
Email: [customercare@ihs.com](mailto:customercare@ihs.com)

**About IHS Connect**

IHS Connect is an online market and business intelligence platform enabling faster, smarter, and more efficient access to world renowned information and insight from IHS. A single intuitive interface enables users to discover, analyze, visualize and integrate a diverse range of industry-leading analysis, market research, technical information and forecasts.

IHS Connect. Connecting you to a world of information and insight from IHS.

[Learn More»](#)

**IHS Connect Registration**

[New](#)

Please enter your profile information, review and acknowledge the terms, and conditions, and then click **Submit**.

Your review of your request, you will receive instructions for logging into IHS Connect.

**User Details**

Given / First Name\*  Middle Initial\*  Last Name\*

Job Title\*  Password\*

Email Address\*

Please enter the same of use or my use.\*

By clicking **Submit**, you are agreeing

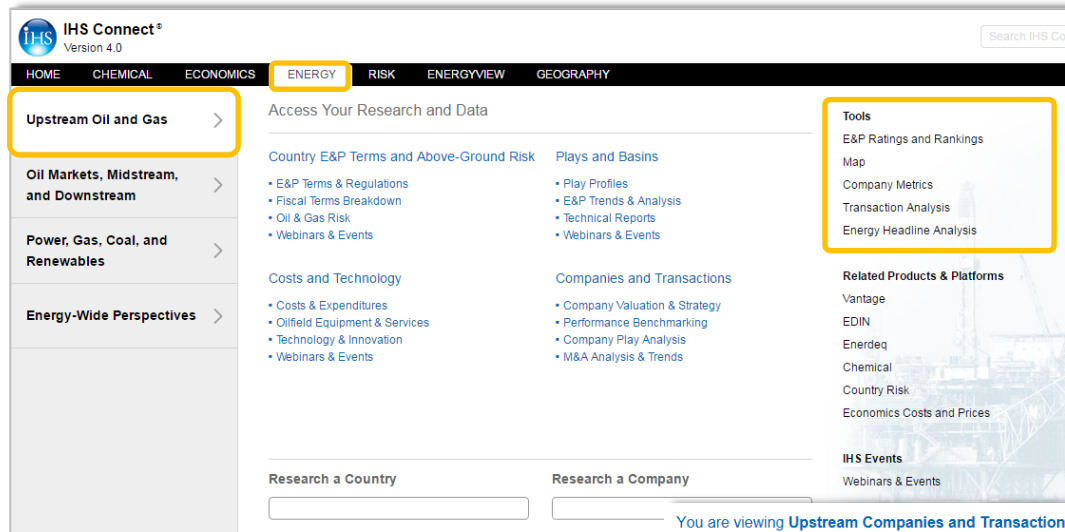
[Submit](#)

Not Registered?

Click **Register for access**, follow the registration steps, click **Submit**, and IHS Customer Care will issue you login credentials to IHS Connect.

# Company Metrics Tool

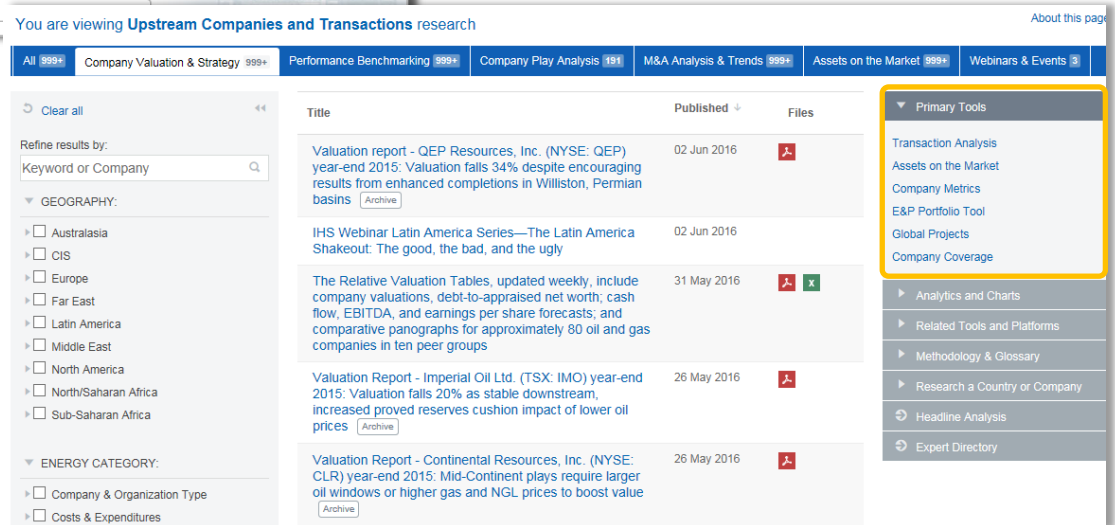
This tool provides oil and gas company financial and operational metrics.



To access **Company Metrics**, hover over the **Energy** menu and **Upstream Oil and Gas**.

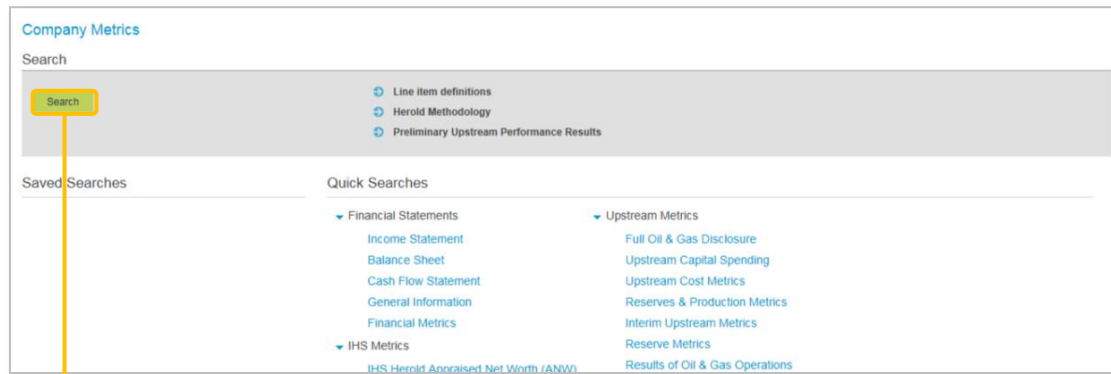
Click on **Company Metrics** in the **Tools** section.

**Company Metrics** can also be accessed on the **Upstream Companies and Transactions** research page in the **Primary Tools** section.



# Company Metrics Tool: Create Query

The Tool homepage provides access to definitions, methodologies, predefined search templates, and the ability to create your own custom query using the **Search** button.



Once all criteria is selected, click **View Results**. **Save Search** to save into **My Connect**. **Export to Excel** to export data directly without viewing results first. Customize **Layout Configuration** to format the results table.

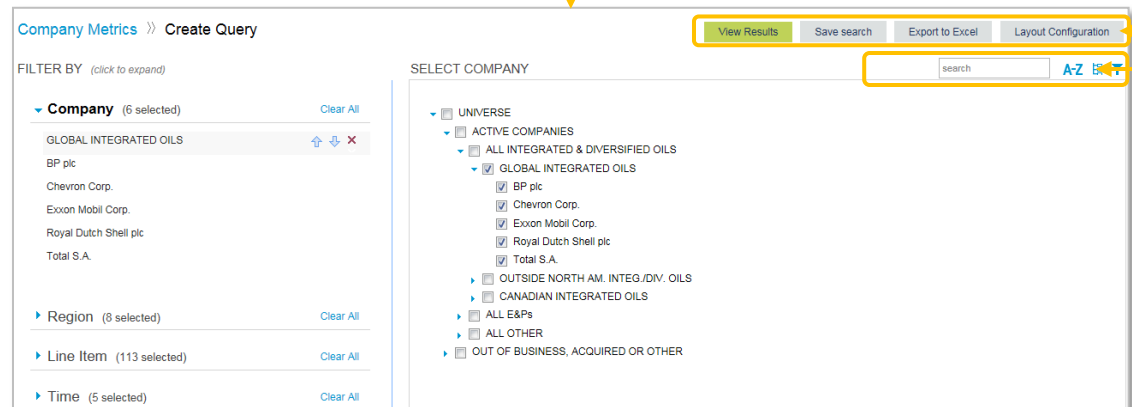
View available selections in different groupings including a keyword search, alphabetical listing, and tree structure.

In the **Create Query** page, navigate from the available categories to the left of the page to choose the items for your search; Expand the trees using the arrows, select the box next to your desired selection.

Filter categories include:

- **Company:** Select from over 700 energy companies.
- **Region:** Contains different geographic regions for use.
- **Line Item:** Browse from over 1,100+ data items for use.
- **Time:** Contains historical time periods back to 1992.
- **Currency:** Select from 20+ different currencies.

Once criteria is selected, click **View Results**.



# Company Metrics Tool: Results

Customize the results pivot table by dragging and dropping the blue category labels in the X or Y axis headers.

Click **Create Query** to update your query.

**Display Statistics** (average, median, etc.).

**Save search** to save into **My Connect** and to download a **refreshable data file** (see page 8 of this guide).

**Export to Excel** to export data directly without viewing results first.

Click on blue arrows to expand line items.

Click the category filter option to select items shown.

The screenshot shows the 'Company Metrics' tool interface. At the top, there are navigation buttons: 'Create Query', 'Display statistics', 'Save search', and 'Export to Excel'. Below this is a 'Results Table' section with 'Available filters: Drop Filter Fields Here'. The filters include 'United States dollar', 'Time', 'Company', and 'Region'. A dropdown menu for 'Region' is open, showing options like 'Worldwide (Consol. & NCI)', 'U.S. (Consolidated only)', 'Canada (Consol. Only): Total, net', 'South & Central America', 'Africa/Middle East', 'East & South Asia-Pacific', 'Russia & Caspian (Consol. only)', and 'Europe: Total (Consolidated only)'. The main table displays data for 2014, 2011, and 2010. The table has columns for 'Line Item', '2014', '2011', and '2010'. The 'Line Item' column is expanded to show 'Oil & Gas Reserves & Production (1=w/Probables): (Header)', 'Oil Reserves and Production: (Header)', 'Oil/Liquids Beginning Year Reserves, MMbbls', 'Oil/Liquids Revisions, MMbbls', 'Oil/Liquids Extensions & Discoveries, MMbbls', 'Oil/Liquids improved recovery, MMbbls', 'Oil/Liquids Purchases, MMbbls', '(Oil/Liquids Sales of Reserves), MMbbls', and 'Oil/Liquids Transfer/Reclassification/Other, MMbbls'. A callout box points to a data cell (8,120.18) with the text: 'Input: Changes that do not fit any other reconciliation line item category listed. Could involve restatement due to expropriation, ownership dispute resolution, change in regional disclosure break-out and/or consolidation accounting. More'. An 'OK' button is at the bottom right of the callout box.

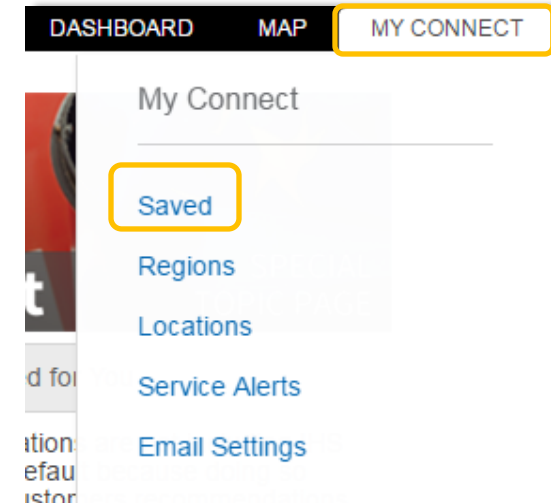
Line Item	2014	2011	2010
Oil & Gas Reserves & Production (1=w/Probables): (Header)			
Oil Reserves and Production: (Header)			
Oil/Liquids Beginning Year Reserves, MMbbls	210,879.20	190,582.57	176,995.92
Oil/Liquids Revisions, MMbbls	4,935.47	7,018.16	6,053.35
Oil/Liquids Extensions & Discoveries, MMbbls	7,792.72	11,989.28	7,921.34
Oil/Liquids improved recovery, MMbbls	896.88	1,512.39	952.39
Oil/Liquids Purchases, MMbbls	1,834.22	1,661.00	2,010.00
(Oil/Liquids Sales of Reserves), MMbbls	-1,653.85	-2,947.93	-1,180.00
Oil/Liquids Transfer/Reclassification/Other, MMbbls	8,655.46	-5,587.69	2,320.00

Double click into data cell to view notes or calculations.

# Company Metrics Tool: Refreshable Data File

The Company Metrics tool provides the ability to create a **refreshable data file** you can refresh from Excel without having to come online into Connect. To do this, follow the below steps:

1. Create and save data series to **My Connect** (see page 7 of this guide).
2. Retrieve saved data table in **My Connect**.
3. Click on **Export (Refreshable)**.
4. Download and save file to your computer.
5. To update the data, use the **Data Tab > Refresh** option in Excel. When the data is refreshed, you will be prompted to enter your IHS Connect login credentials



HOME CHEMICAL ECONOMICS ENERGY RISK ENERGYVIEW GEOGRAPHY DASHBOARD MAP MY CONNECT

Company Metrics >> Create Query >> Results of Reserves & Production

Display statistics Save search **Export to Excel**

With line item definitions REFRESHABLE  
Without line item definitions REFRESHABLE

Results Table:

Available filters: Drop Filter Fields Here

United States dollar Company Region Time

ACTIVE COMPANIES

Worldwide (Consol. & NCI) U.S. (Consolidated only) Canada (Consol)

Line Item	2015	2014	2013	2012	2011	2015	2014	2013	2012	2011	2015
Oil & Gas Reserves & Production (1=w/Probables): (Header)											
Oil Reserves and Production: (Header)											
Oil/Liquids Beginning Year Reserves, MMbbls	221,000.38	216,554.8	188,802.51	188,308.94	178,529.45	31,072.17	27,692.13	24,936.12	21,645.47	18,026.7	27,840
Oil/Liquids Revisions, MMbbls	-6,905.68	6,517.55	3,394.58	6,946.93	7,914.78	-5,144.7	-174.25	-544.72	-59.06	678.64	1,377
Oil/Liquids Extensions & Discoveries, MMbbls	10,198.37	10,342.42	11,028.19	11,676.45	10,575.62	3,506.85	4,801.59	4,693.55	4,304.7	2,668.89	773
Oil/Liquids Improved Recovery, MMbbls	642.59	1,079.96	1,681.79	1,542.55	947.69	252.46	525.74	411.29	503.71	218.31	42
Oil/Liquids Purchases, MMbbls	1,354.23	2,269.85	24,724.97	1,625.05	1,873.56	701.65	1,590.39	657.92	1,069.37	429.94	312





# Contact Us

For questions or assistance, contact our Customer Care team.

Log in today at  
[connect.ihs.com](http://connect.ihs.com)

## **Americas:**

+1 800 IHS-CARE (+1 800 447-2273)

Mon. to Fri. 0800 to 1800 MDT (GMT -6hrs)

Email: [customercare@ihsmarkit.com](mailto:customercare@ihsmarkit.com)

## **Europe, Middle East & Africa:**

+44 (0) 1344 328 300

Mon. to Fri. 0800 to 1800 BST (GMT +1h)

Email: [customercare@ihsmarkit.com](mailto:customercare@ihsmarkit.com)

## **Asia Pacific:**

+604 291 3600

Mon. to Fri. 0800 to 1800 MYT (GMT +8hrs)

Email: [customercare@ihsmarkit.com](mailto:customercare@ihsmarkit.com)

