

IHS Markit provides an analysis of Mexico imports and exports by country and commodity. In addition we share a view of key ports, their facilities, port callings history and active fleet by ship type.

## Mexico - US - Container Intelligence

PIERS

### Mexico Exports to US

1st half 2015 vs. 1st half 2016

Total US Container Imports from Mexico  
22,608 TEU

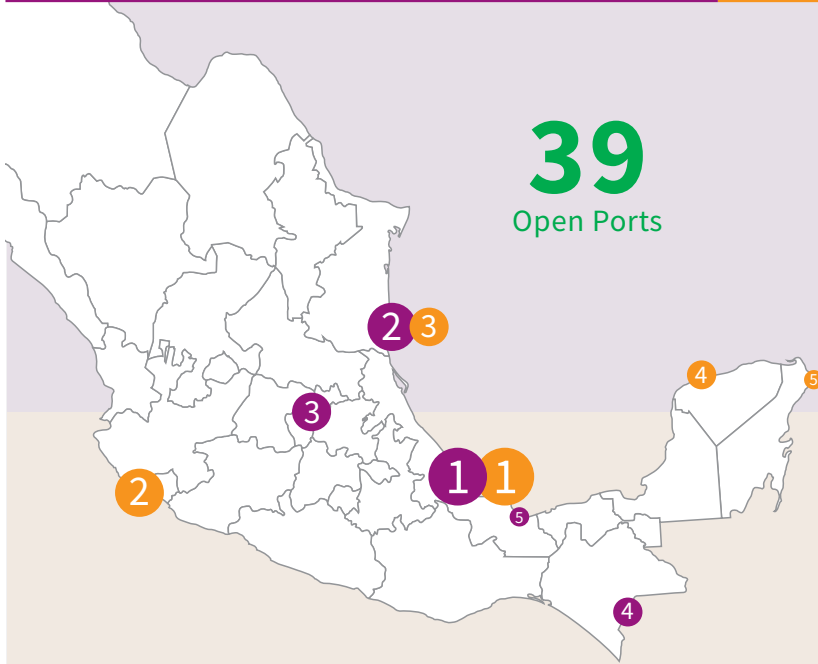
-25%

### US Exports to Mexico

1st half 2015 vs. 1st half 2016

Total US Container Exports to Mexico  
74,258 TEU

+11%



#### Port Overview

Dry Cargo | Tanker/Wet | Multipurpose

#### Top Ports for Exports from Mexico to US

- #1 Vera Cruz 11%
- #2 Altamira 11%
- #3 Queretaro 11%
- #4 Chiapas 9%
- #5 Coatzacoalcos 8%

#### Top Ports for US Exports to Mexico

- #1 Vera Cruz 28%
- #2 Manzanillo 15%
- #3 Altamira 14%
- #4 Progreso 12%
- #5 PTO Morelos 7%

% share of all container imports and exports

## Mexico - Commodity Intelligence

Global Trade Atlas

### Mexico Imports

1st half 2016 vs. 1st half 2017

All Commodities  
94,268,968,860 USD

+8.95%

### Mexico Exports

1st half 2016 vs. 1st half 2017

All Commodities  
1.59714E+11 USD

+8.65%

### Top HS Grouping, with Top Origins for 2017

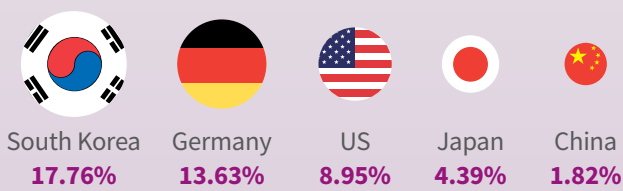
#### Commodity type & originating importing country

- Parts & Access For Motor Vehicles**  
United States, Japan, China
- Oil (Not Crude) From Petrol & Bitum Mineral**  
United States, Netherlands, Panama
- Electric Apparatus for Line Telephony**  
China, United States, Malaysia
- Electronic Integrates Circuits & Micro assemble parts**  
Malaysia, China, South Korea


#### Commodity type & country exporting to

- Motor Cars & Vehicles for Transporting Personas**  
United States, Canada, Germany
- Parts & Access for Motor Vehciles**  
United States, Canada, China
- TV receivers, Including Video Monitors and Projectors**  
United Sates, Canada, Colombia
- Motor Vehicles for Transport of Goods**  
United States, Canada, Chile

#### Top Import Origin Countries and percentage of H1 2017 Imports



#### Top Export Destination Countries and percentage of H1 2017 Exports

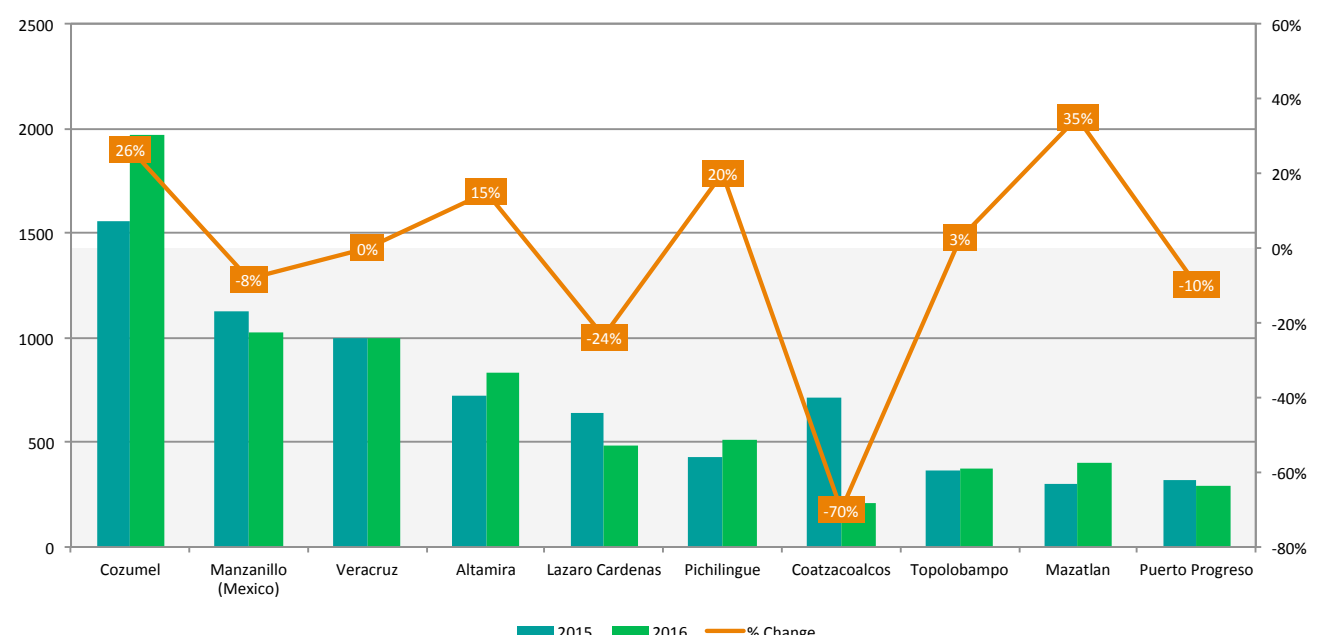


## Maritime Intelligence

AISLive & Sea-web

### Mexico - Port Callings

Total number of port callings & ports with most calls (for all cargo carrying ships)  
H1 2015 vs. H2 2016



### Mexico - Fleet Analysis (from Maritime Portal: Sea-web)



#### Mexico In Service Fleet by Main Ship Type

Ship Type	National Flag	Foreign Flag
Tankers	28	6
Bulk Carriers	3	4
Dry Cargo/Passenger	28	2
Offshore	214	15
Miscellaneous	170	12



151

Owners, Operators & Managers  
(Total Companies Registered in Mexico)

126

Owners, Operators & Managers  
(Registered in & Country of control in Mexico)

To find out more visit  
[ihs.com/MTPorts](http://ihs.com/MTPorts)



@PIERS\_JOC  
@IHS4Maritime