



MARITIME & TRADE

Polyethylene/ Polypropylene Solutions

December 1, 2016

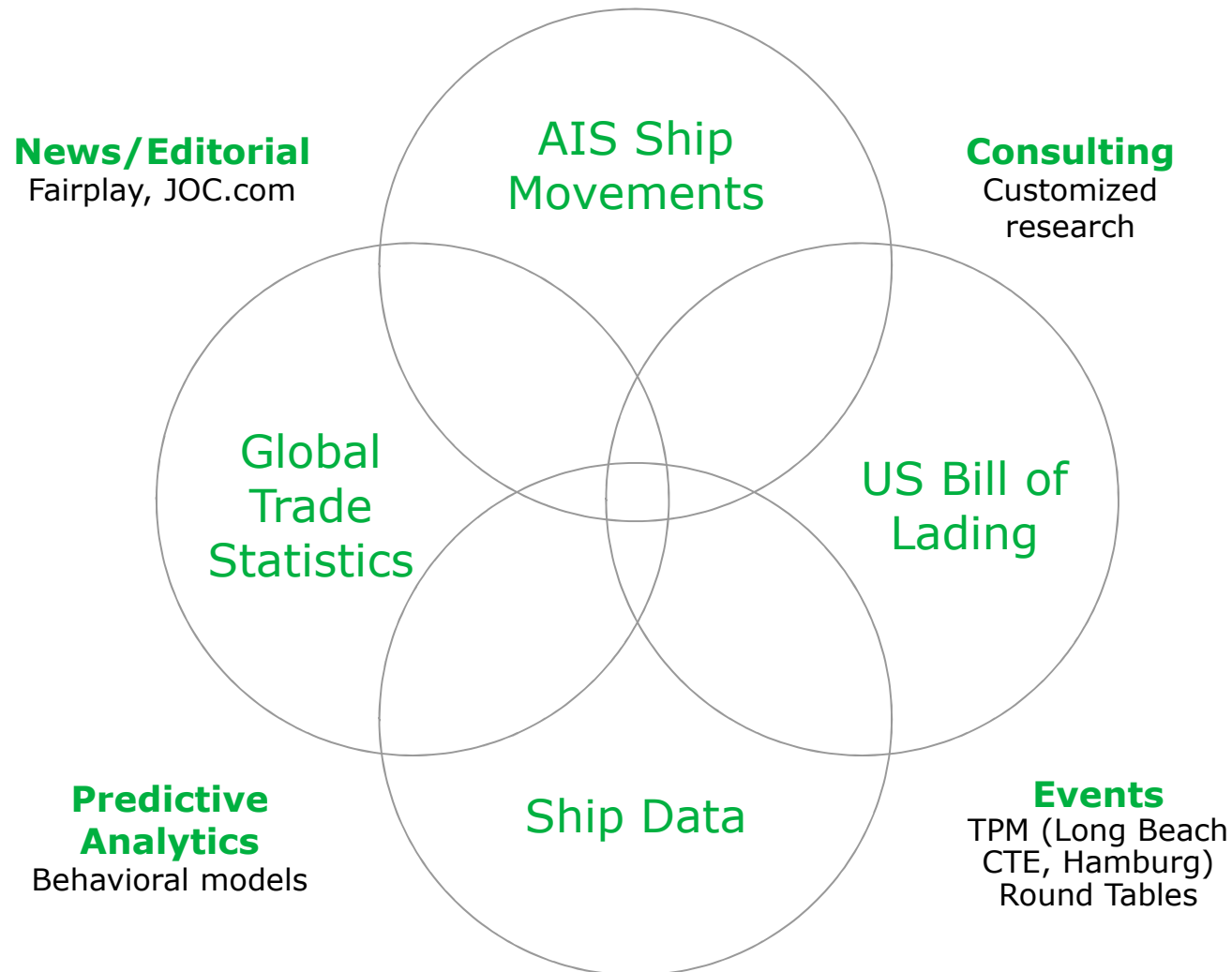
What We Do

We provide information, analytics and expertise to organizations around the world.

Organizations depend on our insights to help them make decisions about everything from day-to-day operations to long-term investments.



Introducing our Maritime & Trade solutions – the link between vessel operations and commodity movements



Maritime Data



Ships

Identify seagoing merchant ships of 100 GT and above

- Over 200,000 ships in service
- 600 fields of data on ship characteristics
- New construction
- Demolition
- Port State Control, ISM
- Fixtures (on wet & dry cargo)
- Historical coverage including a commercial history
- Casualties going back to 1978



Ports

Plan a port call

- Over 14,000 ports and terminals
- 26,600 port service providers
- 4,000 port plans
- Maps and photographs
- Country details
- Port costs, reports
- Distance tables
- Restrictions and mooring arrangements of tanker berths



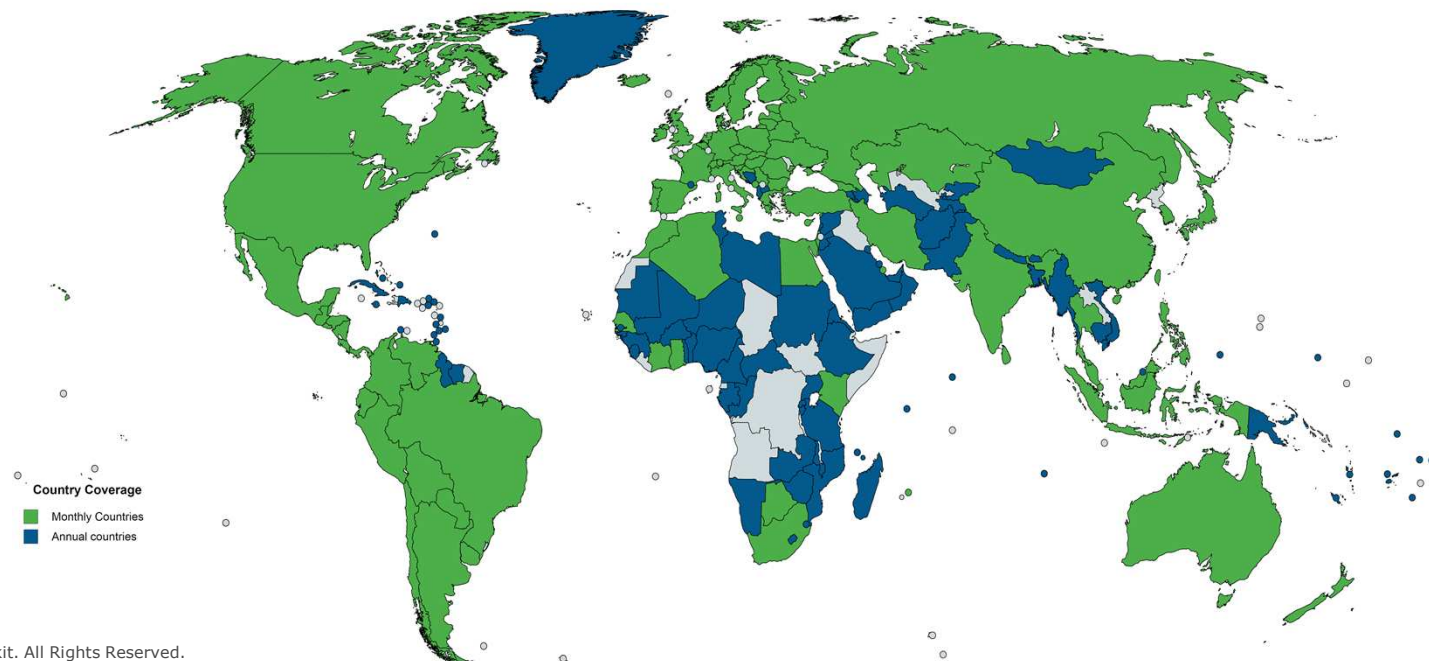
AIS Movements

Track live ship positions globally

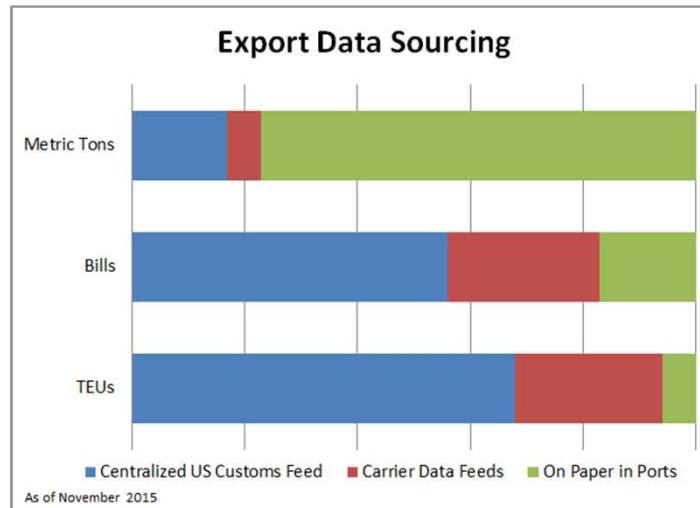
- World's best coverage of port, coastal and mid-ocean positions
- Over 100,000 vessels covered daily
- Ship movements current of historical
- Ship positions current of historical
- Port and zonal callings
- Ships expected
- Raw data NMEA feeds
- Six-year history

International Trade Data

- Provides users with a global view of imports and exports for every commodity at the most detailed level of harmonized code.
- Includes monthly trade data for 87 countries covering more than 90% of total world trade, supplemented by annual data for 100 countries.
- Data sourced from the official government agencies in each country and include all revisions provided by those countries.
- All data includes value and quantity information and trading partner.
- Over 25 monthly countries include additional levels of granularity (ports/states/provinces, modes of transportation, re-export/domestic export).
- Data deliverable through web interface (Global Trade Atlas) or by data feed.



Transactional Data



- Transactional data provides the details of individual shipments (vs. aggregated)
- Differentiated by the level of detail available on U.S. trade data relative to other countries.
 - The Freedom of Information Act (FOIA) mandates public access to U.S. government information.
 - Maritime only.
- **Data timeliness**
 - Data is processed and loaded into product within hours of receipt from data source.
 - Import data certified ~10 days after close of month and export data ~35 days after close of month.
- **Highly standardized**
 - Allows for aggregation, comparison, and analysis.
- **Data Sourcing**
 - U.S. imports are sourced through a Customers data feed.
 - U.S. exports are sourced through a combination of Customs data, carrier relationships and on-site paper collection at ports.

Value of Polyethylene/Polypropylene Solution

Volume by Foreign Country



- Gives users the ability see full scope of PE/PP trade movements worldwide.
- Allows users to see how their goods are performing in overseas markets.
- Allows users to see pricing for PE/PP on a monthly basis in overseas markets based on official statistics.
- Allows user to see new potential markets or competitors in the PE/PP industry.

Value of Polyethylene/Polypropylene Solution

Us Company Name		Foreign Company Name	
VINMAR OVERSEAS	44,214	QINGDAO NOVIA POLYMER	33,302
ELKAY PLASTICS	41,365	BOREALIS AG	32,656
BOREALIS COMPOUNDS	36,773	DOW CHEMICAL	26,379
INTERWRAP	27,853	COMPANHIA INTEGRADA TEXTIL DE	24,802
DOW CHEMICAL	19,108	OCTAL O C F Z C	21,783
IRESIN	18,898	CONTINENTAL PLASTICS	15,843
OCTAL	13,944	DAK RESINAS AMERICA MEXICO	13,158
TERPHANE	12,679	BOROUGE PTE ON BEHALF	13,024
PET PLASTIC BAC PLAS	12,417	TERPHANE	12,560
THE PACIFIC RIM TRADERS	12,001	OCTAL S A O C F Z C	11,549
PET PLASTICS	11,268	OCTAL PETROCHEMICALS FZC	11,272
MINIGRIP	11,155	WEIFANG KANGLE PLASTICS	10,690
S C JOHNSON AND SON	9,636	YANTAI BAGMART PACKAGIN	10,664

- Monitor producers and purchasers of chemicals by grade, allowing users a very micro level view of a marketplace. This allows users to have a total understanding of a crowded market.
- Identify buyers of chemicals by grade in different markets – who can I sell to?
- Monitor competitor activity to identify potential sales targets.



Contact Us

For more information please contact:

Tim McLaughlin | tim.mclaughlin@ihsmarkit.com