

Pricing and Reference Data

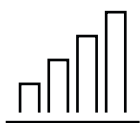
Data for fixed income and CDS markets



The data provider of the future, now


High-quality, independent pricing data across a wide range of fixed income and derivative asset classes. Our data enables financial institutions to make informed decisions around trading, valuations and risk management.

Our next-generation pricing and reference data services are built on three core pillars:




Data

We draw on a wide variety of proprietary data sources to gather a full picture of the market, and use them to build proven pricing models to meet the evolving needs of clients.



Technology

Our sophisticated technology is the engine that powers our data services. We have built our innovative tools with an emphasis on transparent methodology and flexible delivery.



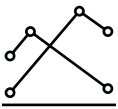
People

Our team of leading fixed income experts brings unique insight to the asset classes that we cover. We offer clients direct access to pricing evaluators and an excellent customer service experience.

Broad coverage

Full-service pricing and reference data

Our service has grown from its roots in complex credit instruments to a full range of data solutions across credit and fixed income. To each asset class that we cover, we bring a combination of versatile methodologies and deep coverage of important characteristics including detailed liquidity metrics.



Aligned pricing and reference data

Our data offerings include detailed reference data which enables a comprehensive view of assets from issuance to maturity.



Depth of data

We offer state of the art solutions such as live bond pricing and value-added information like liquidity scoring that can help fuel decisions about investment and risk.



Connections to indices

Our fixed income pricing powers important indices that serve as key market benchmarks, including the iBoxx index franchise.



Valuations across your portfolio

Our Portfolio Valuations and Private Equity services can provide aligned valuations for illiquid asset classes including exotic derivatives, private equity investments, structured notes and other products.



Other data offerings

Investors use our wide range of research and data products to identify and evaluate new opportunities. Coverage includes macro-economics, energy, chemicals, metals & mining and shipping & international trade.



Parsing
1.3M+ Parsed messages
15M+ Parsed prices
300+ Sources

Fair Value
110,000+ Bonds
40,000+ Global stocks

Live Bond Pricing
50,000+ Bonds available

Designed around clients

Data for investment, risk and reporting

We empower decision-makers, traders, compliance officers and risk managers. Some of the world's largest and most sophisticated banks and asset managers use our data to manage these functions efficiently across the enterprise.

We offer a flexible delivery approach designed around our clients' needs. Our growing list of integration partners makes it easier for complex firms to use our data throughout the organization.

An open approach to data:

We make access easy for clients through integrations with third-party platforms and systems. Our integrations include prominent providers in each of the categories below:

Desktop and terminal providers

Performance and risk analytics platforms

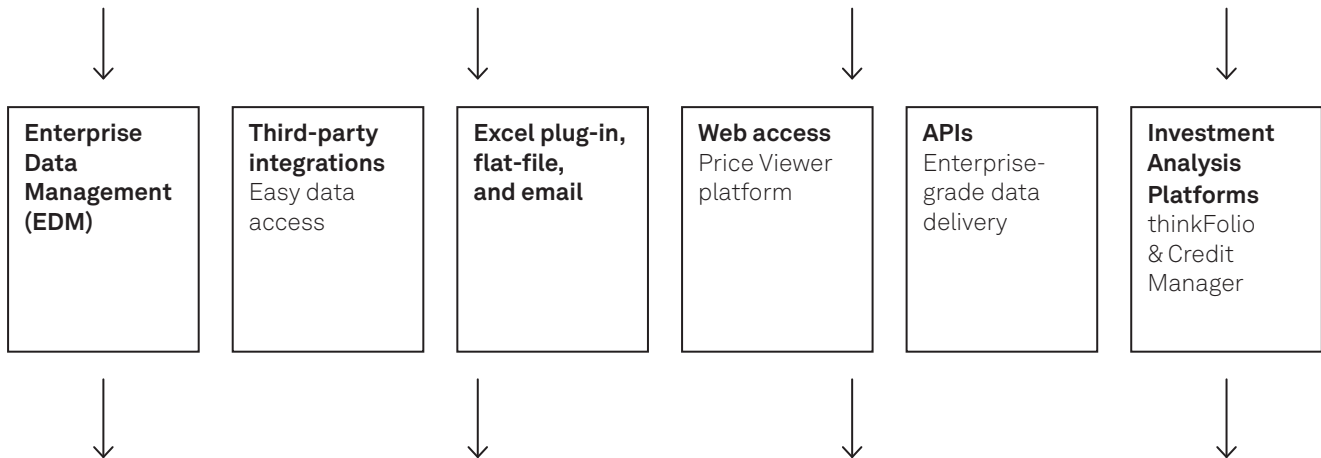
Order management and IBOR systems

Trading venues and clearinghouses

Custodians and fund administrators

Get in touch with us today to learn more: sales@ihsmarkit.com

Our Pricing and Reference Data



Investment Decision-Making

Access user-friendly tools for detailed research and investment screening. We empower portfolio managers to identify new investments and develop a granular understanding of portfolio performance.



Risk Management

Develop a full enterprise view of risk across a global financial institution. Our broad spectrum of data enable risk managers with liquidity scoring, detailed terms and conditions reference data, CDS sensitivity metrics, and more.



Trade Execution and Operations

Confirm prices and verify trade information with independent information you can trust. We provide identifier information that helps clients execute trades accurately as they work across multiple platforms, including order management systems (OMS), trade platforms, and clearinghouses.



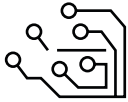
Regulatory Compliance

Meet regulatory requirements with ease. We give clients the power to meet rules around liquidity and transparency, with data that connects to our other leading services, including solutions to address MiFID II, SEC liquidity rules and FRTB. We simplify the process of complying with MiFID II through integrations with Transaction Cost Analysis (TCA) and Best Execution products.

Our process

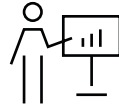
The best of technology and human expertise

Our pricing service brings together a unique combination of advanced technology and pricing expertise. Our powerful process enables us to deliver accurate and transparent data to clients alongside dedicated customer support.



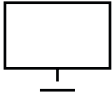
More data sources

We draw on a large number of pricing sources, including FINRA, MSRB, large market makers, eMBS, Intex cashflows, and parsed quotes.



Superior expertise

We draw on an experienced staff of over 100 fixed income experts to ensure our pricing methodologies are always aligned with markets.



Advanced data organization

Advanced technologies custom-built for each asset class enable us to ingest, organize and model data to create the highest-quality datasets.



High-touch service

We offer direct access to our pricing evaluators and responsive service for price challenges and inquiries.



Transparent methodology

For each type of asset, we use transparent and consistent processes that give our clients a view into how we produce our data.

We focus on gathering prices from a broad variety of sources for each asset class.



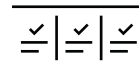
Our transparent pricing engines and models combine the best of technology and human expertise.



Advanced technology

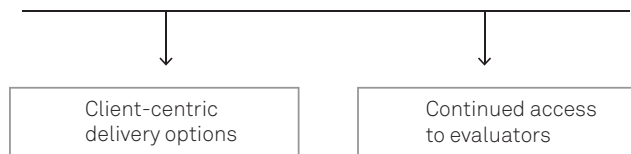


Expert evaluators



Quality control

Clients can take advantage of multi-channel data delivery, with continued access to our team of experts.



Accessible and intuitive

Specialized tools for fixed income experts

We are focused on providing the best possible data delivery channels across all sectors. Our intuitive Price Viewer web portal and Excel plug-in tool provide easy access to our full range of fixed income data, a wealth of resources for screening and tracking instruments, and tools for communicating with our team of expert evaluators.

Price Viewer

- 1 Access to current and historical evaluated bond prices, with strong screening tools.
- 2 For select asset classes, live streaming pricing data empowers portfolio managers to make informed decisions.
- 3 Our proprietary liquidity score is a balanced metric that rates the liquidity of individual securities at a granular level.
- 4 The interface provides easy access to customer support, with tools to submit and track price challenges.

Excel Plug-in

- 5 Use our Excel plug-in to create spreadsheets and models that dynamically update with the most recent data.

Corporate & Sovereign Bonds Screening

TOOLS

- Home
- Watchlists
- Data Challenge

RECENTLY VIEWED

- Corporate2
- IBM 7.6250 10/15/2018
- IBM International Group Capital LLC
- IBM 1.1250 02/06/2018
- AOL-TimeWarnInc 3.8000 02/15/2027

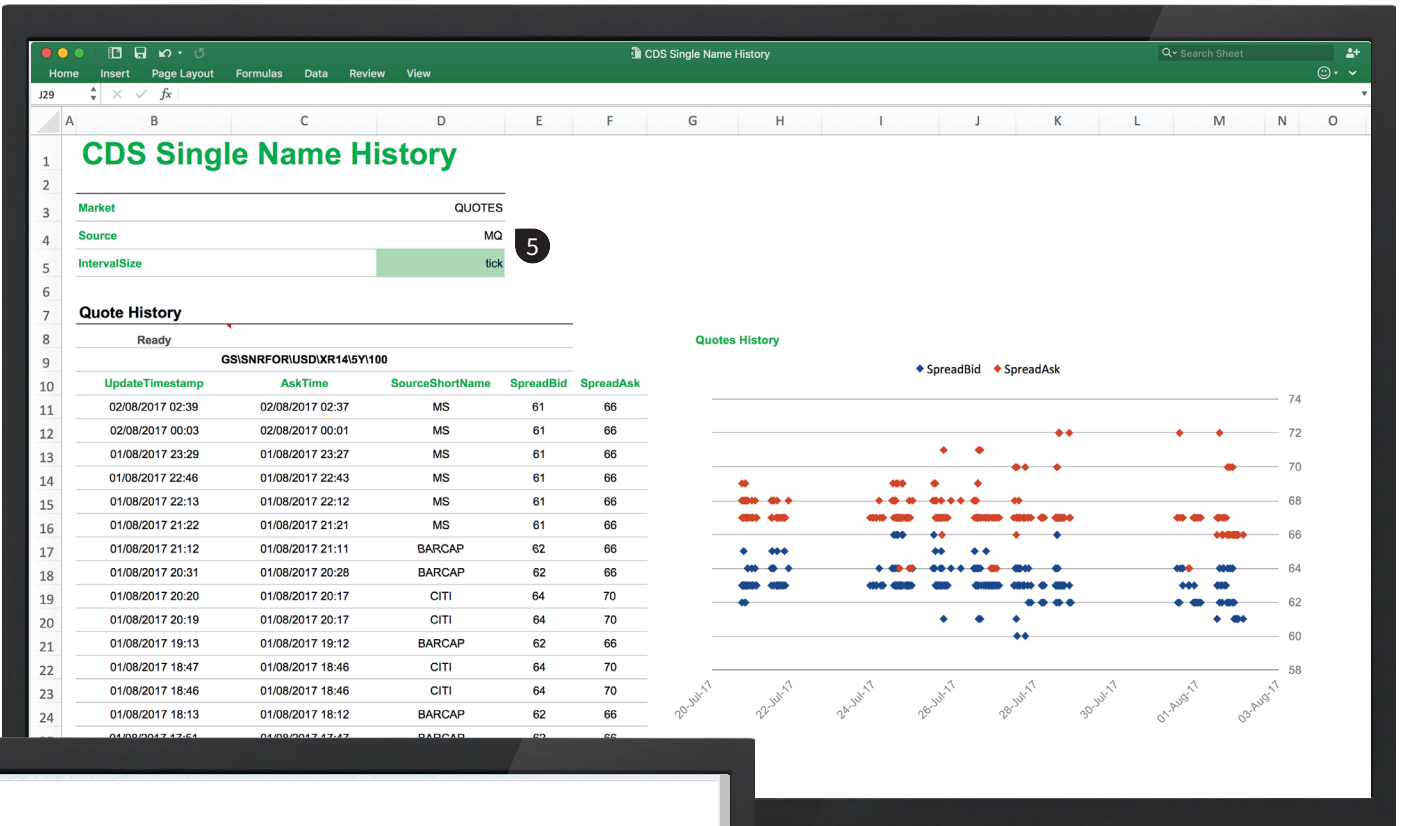
Filters

ISSUER: 97,712 | ISIN/CUSIP: + SUBSID

MATURITY: 97,712 | COUPON: from

TIER: 97,712 | REGION: All

Ticker	Issu	Coupon
CMED	US169483AE45	6.2500
LEH-TsyCoBV	XS0270685968	
LEH-TsyCoBV	XS0270688859	
HETAASS	XS0210195003	
LEH	US52517PS281	
LEH-TsyCoBV	XS0284277356	
LEH	US52517PT685	8.9200
LEH	US525ES3K32	
LEH-TsyCoBV	XS0286747836	4.6900
LEH-TsyCoBV	XS0286618789	0.0000
LEH-TsyCoBV	XS0286529093	
LEH	US52517PT768	8.4000
LEH-TsyCoBV	XS0270683161	
LEH-TsyCoBV	XS0270684585	



ener

97,712 INCOME TYPE 97,712 CURRENCY 97,712 INDUSTRY 97,712

97,712 MOODY'S RATINGS 97,712 S&P RATINGS 97,712 FITCH RATINGS 97,712

97,712 COUNTRY 97,712 LIQUIDITY 97,712

Page 1 of 3,909 (1-25 of 97,712)

Maturity Date	Ccy	Price	Yield (%)	A Spread	Z Spread	Update	Batch	Liq Score	Moody's	S & P	Fitch
12/15/2016	USD	0.6000				04/20/2017	NY-T1	5		NR	
12/30/2016	EUR	10.8000				14:00	LDN-1400	4			
12/30/2016	EUR	10.8000				14:00	LDN-1400	5			
01/24/2017	EUR	89.5000				14:00	LDN-1400	5	WR		
01/26/2017	USD	5.2750				04/20/2017	NY-T1	5	WR		
02/01/2017	EUR	10.8000				14:00	LDN-1400	5			
02/16/2017	USD	5.2750				04/20/2017	NY-T1	4	WR		
02/16/2017	USD	5.2750				04/20/2017	NY-T1	4			
02/19/2017	EUR	10.8000				14:00	LDN-1400	5			
02/21/2017	USD	8.3500				04/20/2017	NY-T1	5			
02/23/2017	EUR	10.8000				14:00	LDN-1400	5			
02/27/2017	USD	5.2750				04/20/2017	NY-T1	5	WR		
02/28/2017	EUR	10.8000				14:00	LDN-1400	5			
02/28/2017	EUR	10.8000				14:00	LDN-1400	5			

About S&P Global Market Intelligence

S&P Global Market Intelligence integrates financial and industry data, research, and news into tools that help track performance, generate alpha, identify investment ideas, understand competitive and industry dynamics, perform valuation, and assess risk.

Visit us online

ihsmarkit.com/pvr

CONTACT US

The Americas

+1-877-863-1306

EMEA

+44-20-7176-1234

Asia-Pacific

+852-2533-3565

Copyright © 2022 by S&P Global Market Intelligence, a division of S&P Global Inc. All rights reserved. No content, including by framing or similar means, may be reproduced or distributed without the prior written permission of S&P Global Market Intelligence or its affiliates. The content is provided on an "as is" basis.

spglobal.com/marketintelligence