



IHS Markit™

Trade Solutions Release Notes

Latest updates, features and enhancements to your service

Q3 updates

Content

Global Trade Atlas	3 - 7
PIERS	8 - 11
Contacts	13

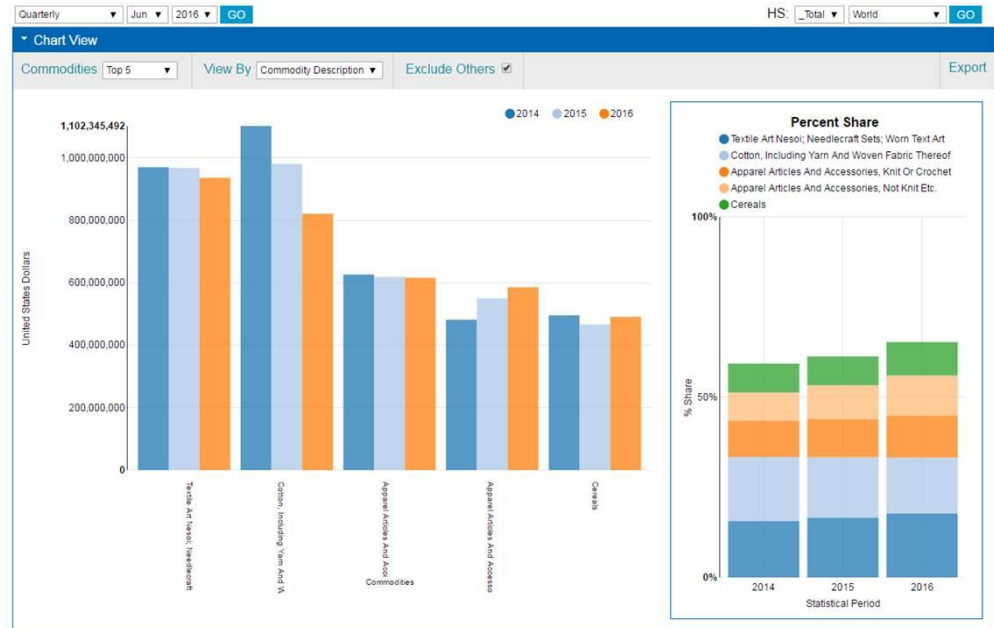
Global Trade Atlas Solution

Additional reporting country

Pakistan Export Statistics To World
 Commodity: _Total, All Commodity Chapters
 2nd Quarter (April - June)

Pakistan is included to our monthly reporting country in the Global Trade Atlas. Data are available, beginning with January 2010.

Pakistan is one of the top five global exporters of both cotton and rice.



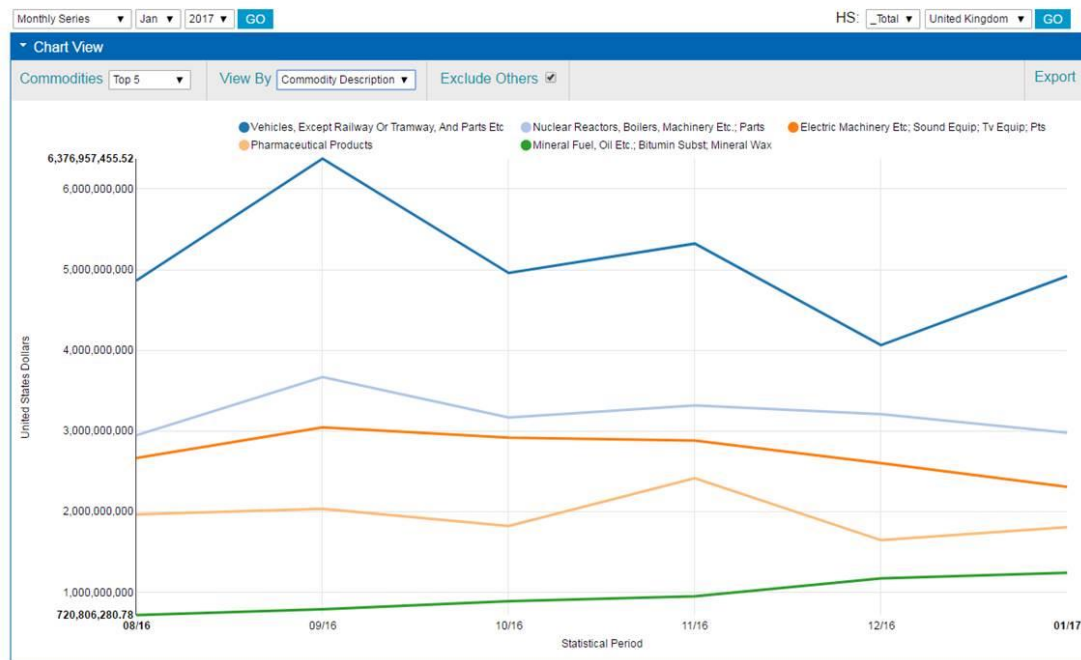
Additional reporting country

EU (Exclude UK) Export Statistics To United Kingdom
 Commodity: _Total, All Commodity Chapters
 Monthly Series: 08/16 - 01/17

A special reporting country group has been added for the EU excluding the United Kingdom.

This is based on data sourced through Eurostat, but please note that it is not an officially published group.

The Global Trade Atlas will continue to publish the EU28 as the standard and complete EU data set.



CSV Data Export

CSV data export is included to the chart feature. This allows users to download the precise data underlying their customized visualization into a spreadsheet.

Data is exported quickly in just two clicks, and will incorporate the custom lists and “All Others” grouping newly introduced by the charting tool.

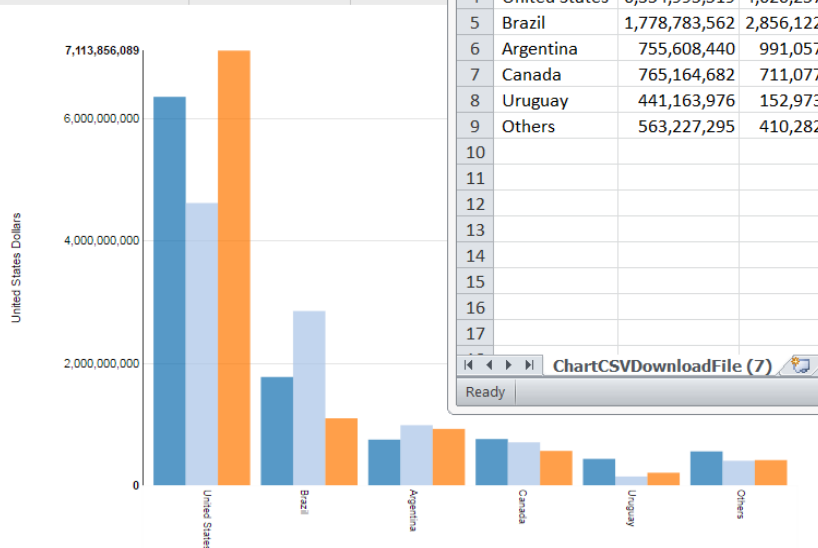
The underlying data behind our downloadable charts is a valuable tool for ensuring supporting references are available for charts included in your reports and presentations.

China Import Statistics
 Commodity: 12, Oil Seeds And Oleaginous F Plants; Straw And Fodder
 4th Quarter (October - December)

Quarterly | Dec | 2016 | GO

Chart View (beta) **NEW FEATURE**

Countries: Top 5 | Exclude Others



Country	2014	2015	2016
China Imports - 12, Oil Seeds			
United States	6,354,995,519	4,620,257,952	7,113,856,089
Brazil	1,778,783,562	2,856,122,577	1,103,965,803
Argentina	755,608,440	991,057,364	931,010,144
Canada	765,164,682	711,077,763	571,371,966
Uruguay	441,163,976	152,973,613	214,896,524
Others	563,227,295	410,282,326	421,276,194

ChartCSVDownloadFile (7)

Expanded Coverage for Charting and Visualization

Coverage for our charting and visualization capabilities has been expanded.

The in line chart features rolled out last year has now been introduced on all data pages within the Extra Data Field module, lending visual insights to our data on ports, transportation modes, and regions involved in global trade.

United States Ports Import from Mexico (Transport Mode: All Transport Modes) Via Port: All Ports
 Commodity: 9018, Instruments And Appliances Used In Medical, Surgical, Dental Or Veterinary Sciences (Including Electro-Medical And Sight-Testing); Parts Etc. Thereof
 Year To Date: January - November



Note: In recent months we have added monthly coverage for Qatar. We have also expanded our coverage to include ports in South Africa data and transportation mode in South Korea data.

Look for more new reporting countries to be added to our total soon. Please contact your account manager to arrange access to new data sets.

PIERS Solution

Shipper and consignee Radius search

Shipper and Consignee

US Area Selection
US territories and states are determined by the US Company's zip code and state

US Territory

US State

Radius from City Center

Filter:

- 5 MILE
- 10 MILE
- 25 MILE
- 50 MILE
- 100 MILE

US Company Selection
For imports US company is the consignee, for exports US company is the shipper

Shipper/Consignee

Be sure to enter three or more characters

Foreign Company Selection
Imports the foreign company is the shipper, for exports this field is not populated due to restrictions

Shipper

Foreign Company Country

Foreign Company City

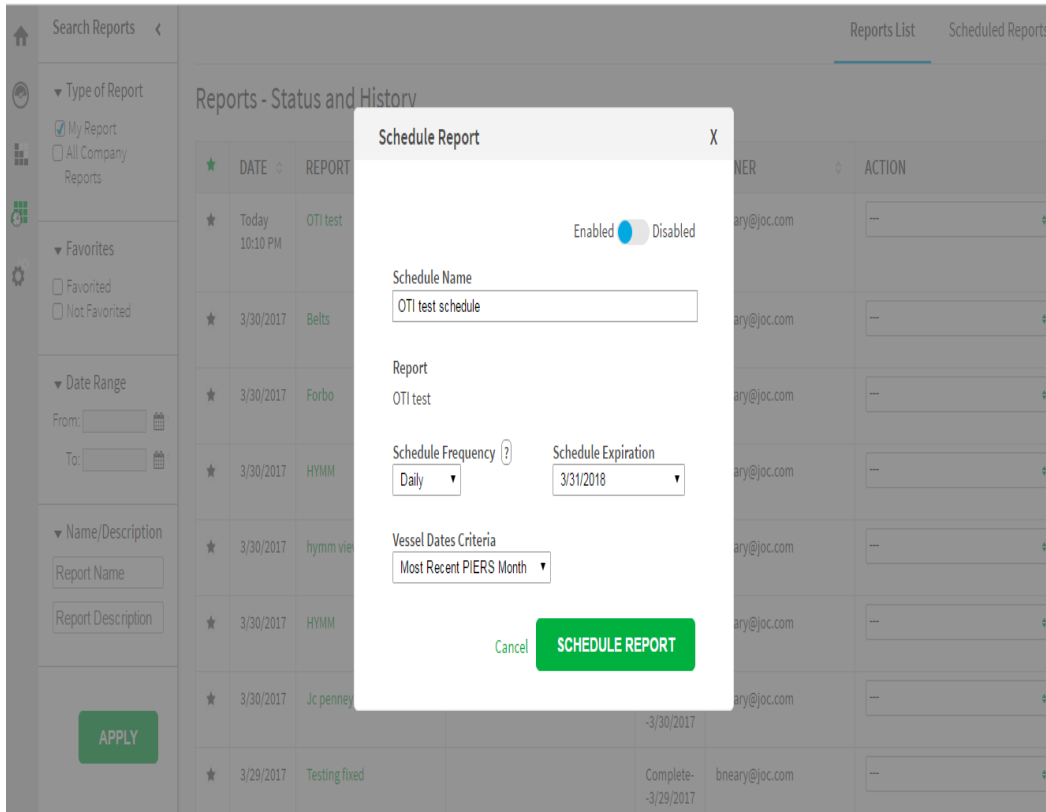
Report Output Columns

<input type="checkbox"/> Select All	<input type="checkbox"/> Foreign Company ZIP	<input type="checkbox"/> US Company State
<input type="checkbox"/> Foreign Company City	<input type="checkbox"/> US Company Address	<input type="checkbox"/> US Company ZIP
<input type="checkbox"/> Foreign Company Country	<input type="checkbox"/> US Company City	<input type="checkbox"/> US ZIP CODE3
<input type="checkbox"/> Foreign Company Name	<input type="checkbox"/> US Company Name	
<input type="checkbox"/> Foreign Company State	<input type="checkbox"/> US Company Sales Territory	

Estimate Report Size

Search for companies, whose addresses are with a certain radius from the city, using our new Radius search.

Automatic Schedule Report



The screenshot displays the 'Automatic Schedule Report' dialog box in the IHS Markit application. The dialog is titled 'Schedule Report' and features a close button 'X' in the top right corner. It includes a toggle switch for 'Enabled' (which is currently turned on) and 'Disabled'. The 'Schedule Name' field contains the text 'OTI test schedule'. The 'Report' field is set to 'OTI test'. The 'Schedule Frequency' dropdown menu is set to 'Daily', and the 'Schedule Expiration' dropdown menu is set to '3/31/2018'. The 'Vessel Dates Criteria' dropdown menu is set to 'Most Recent PIERS Month'. At the bottom of the dialog, there are 'Cancel' and 'SCHEDULE REPORT' buttons.

We have created a scheduler that will enable you to automatically run reports.

This means that you no longer have to manually schedule reports, reports can be set at a timely option, e.g. monthly, quarterly, yearly timeframe.

Carrier and NVOCC

Shipping Line Selection

Include Exclude

Enter a specific shipping line

NVOCC Line Selection

Include Exclude

Enter a specific NVOCC line

NVO Character

NVO Char

Vessel or IMO Selection

Vessel Name or IMO Number

Voyage Validation

Records confirmed with Customs Inbound and Outbound logs are considered voyage validated. Uncheck selection to include non voyage validated shipments in your report.

Include Only Voyage Validated Records

Report Output Columns

<input type="checkbox"/> Select All	<input type="checkbox"/> OTI Method	<input type="checkbox"/> Vessel IMO Number
<input type="checkbox"/> NVOCC Character	<input type="checkbox"/> OTI Name	<input type="checkbox"/> Vessel Name
<input type="checkbox"/> NVOCC Line	<input type="checkbox"/> OTI SCAC	<input type="checkbox"/> Vessel Registry
<input type="checkbox"/> NVOCC Name	<input type="checkbox"/> Ship Line	<input type="checkbox"/> Voyage
<input type="checkbox"/> OTI	<input type="checkbox"/> Ship Line Name	

PIERS has released new logic available to customers in identifying Ocean Transportation Intermediary’s (OTI) role in cargo shipment.

An Ocean Transportation Intermediary (OTI) flags had been added to PIERS to identify OTI Shipments on the Bill of Ladings.

- PIERS logic will identify the OTI on the Bill of lading and a report can be executed to highlight where on the bill, the OTI name was found. This will enable you to assign what role the OTI plays in the shipment. Historically PIERS has provided a flag that identifies roll of the OTI. This logic can differ from business to business. Instead of relying on our own logic, we have created a way for you to imply yourself.
- The OTI name will return back on the report and will be based on the Federal Maritime Commission’s list. Therefore, only one name will report back and not vary to different company names

Trade Solution enables you to

- Build a global view on any commodity
- See the effect of new market entrants
- Identify emerging markets
- Understand your external forces

Contact details

Customer Care

Customercare@ihsmarkit.com

Europe and the Middle East

+44 (0) 1344 328 300

Monday 12:00am (UTC) to Saturday 12:00am (UTC)

Americas

+1 800 IHS-CARE (+1 800 447-2273)

Sunday 8:00pm (ET) to Friday 8:00pm (ET)

Asia Pacific

+604 291 3600

Monday 12:00am (UTC) to Saturday 12:00am (UTC)

Global Training

training.requests@ihsmarkit.com

IHS Markit Customer Care

CustomerCare@ihsmarkit.com

Americas: +1 800 IHS CARE (+1 800 447 2273)

Europe, Middle East, and Africa: +44 (0) 1344 328 300

Asia and the Pacific Rim: +604 291 3600

Disclaimer

The information contained in this presentation is confidential. Any unauthorized use, disclosure, reproduction, or dissemination, in full or in part, in any media or by any means, without the prior written permission of IHS Markit Ltd. or any of its affiliates ("IHS Markit") is strictly prohibited. IHS Markit owns all IHS Markit logos and trade names contained in this presentation that are subject to license. Opinions, statements, estimates, and projections in this presentation (including other media) are solely those of the individual author(s) at the time of writing and do not necessarily reflect the opinions of IHS Markit. Neither IHS Markit nor the author(s) has any obligation to update this presentation in the event that any content, opinion, statement, estimate, or projection (collectively, "information") changes or subsequently becomes inaccurate. IHS Markit makes no warranty, expressed or implied, as to the accuracy, completeness, or timeliness of any information in this presentation, and shall not in any way be liable to any recipient for any inaccuracies or omissions. Without limiting the foregoing, IHS Markit shall have no liability whatsoever to any recipient, whether in contract, in tort (including negligence), under warranty, under statute or otherwise, in respect of any loss or damage suffered by any recipient as a result of or in connection with any information provided, or any course of action determined, by it or any third party, whether or not based on any information provided. The inclusion of a link to an external website by IHS Markit should not be understood to be an endorsement of that website or the site's owners (or their products/services). IHS Markit is not responsible for either the content or output of external websites. Copyright © 2017, IHS Markit™. All rights reserved and all intellectual property rights are retained by IHS Markit.



IHS Markit™