

US Maritime & Trade Summary



IHS Markit provides an analysis of US imports and exports by country and commodity.

Container Trade Intelligence

PIERS

Total TEU (Imports & Exports)

+2.28%

1st half of 2016 **16,467,879** on 1st half 2015

China (mainland)



37% of TEU

(both Imports & Exports)

US IMPORTS

1st half 2015 vs 1st half 2016

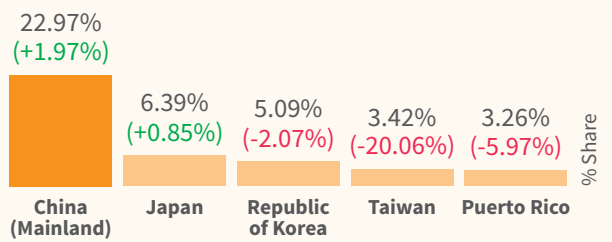
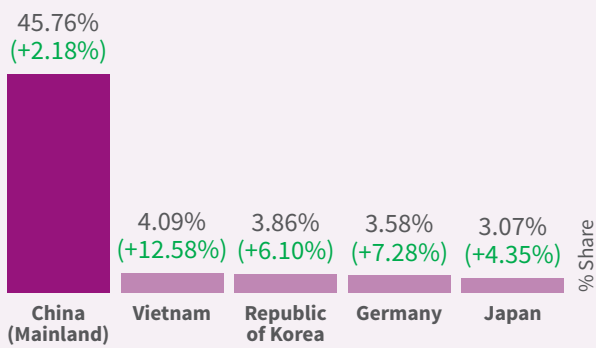
Total US Container **10,362,811 TEU** **+3.19%**

US EXPORTS

1st half 2015 vs 1st half 2016

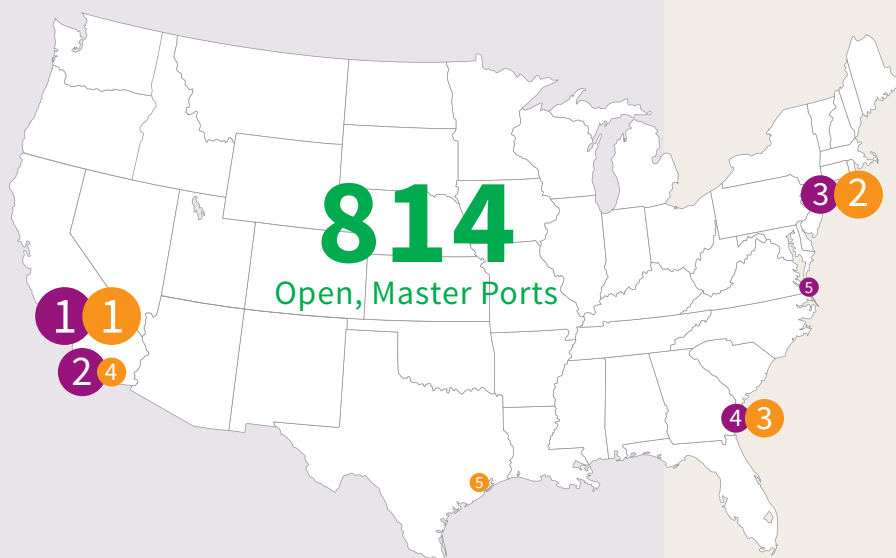
Total US Container **6,105,067 TEU** **+0.78%**

US Container Imports - Top 5 Originating Countries



% change + - as ranked 1st half 2015 vs 1st half 2016

Port Overview Dry Cargo | Tanker/Wet | Multipurpose



Imports

- #1 Los Angeles **20.11%**
- #2 Long Beach **16.08%**
- #3 New York **14.82%**
- #4 Savannah **7.67%**
- #5 Norfolk **5.20%**

Exports

- #1 Los Angeles **12.79%**
- #2 New York **10.63%**
- #3 Savannah **10.18%**
- #4 Long Beach **10.12%**
- #5 Houston **7.73%**

% share of all container imports and exports

Top 5 Importing and Exporting Companies (TEU)

- 1 Dole Fresh Fruit
- 2 Samsung
- 3 Chiquita
- 4 LG Electronics
- 5 IKEA

- 1 America Chung Nam
- 2 International Paper
- 3 Delong Company
- 4 GP Cellulose
- 5 Lansing Trade Group

*Note: data from January 2015 through August 2016

Commodity Intelligence

Global Trade Atlas

US IMPORTS

1st half 2015 vs 1st half 2016

All Commodities **\$1,059,712,751,426** **-5.06%**

US EXPORTS

1st half 2015 vs 1st half 2016

All Commodities **\$711,355,944,093** **-6.43%**

Top HS Grouping, with Top Origins for 2015


Commodity type & originating importing country

- Motor Cars & Vehicles for Transporting Persons**
Canada, Japan, Germany
- Crude Oil**
Canada, Saudi Arabia, Venezuela
- Telephone Sets and Networking Devices**
China, Mexico, South Korea
- Automatic Data Processing Machines**
China, Mexico, Thailand

Commodity type & country exporting to

- Civilian Aircraft, Engines, and Parts**
China, France, United Kingdom
- Oil, other than crude**
Mexico, Canada, Colombia
- Motor Cars & Vehicles for Transporting Persons**
Canada, China, Germany
- Parts and Accessories for Motor Vehicles**
Mexico, Canada, China

Top Import Origin Countries and percentage of H1 2016 Imports



Top Export Destination Countries and percentage of H1 2016 Exports

