

IHS AEROSPACE, DEFENCE & SECURITY

IHS Conflict Monitor

Data-driven OSINT analysis
of regional insurgency



Monitor and understand evolving threats, identify emergent trends, identify regional security opportunities and challenges

IHS fuses qualitative and quantitative data to deliver deeper and more nuanced insight into the situation and its likely permutations – supporting better and more confident decisions. Customers receive a weekly delivery of comprehensive conflict events data for Syria and Iraq, as well as information on armed actors, and geospatial layers.

Events data and geospatial data

- 200-350 events recorded per day
- Filtered and processed from Arabic and Kurdish-language media, SOCMINT and HUMINT sources, including imagery and video
- Events assessed and scored for reliability
- Delivered in .xls format to support ingestion and analysis
- Geospatial layers detailing group areas of control in .kml format

Armed groups data

- Monitors the allegiances of 3,800 armed factions operating in the region
- Tracks metadata including leadership, strengths, online presence, foreign fighters, and international backers

Sourcing data

- Actively managed list of 280+ social media sources transparently scored for reliability and value

Expert analysis

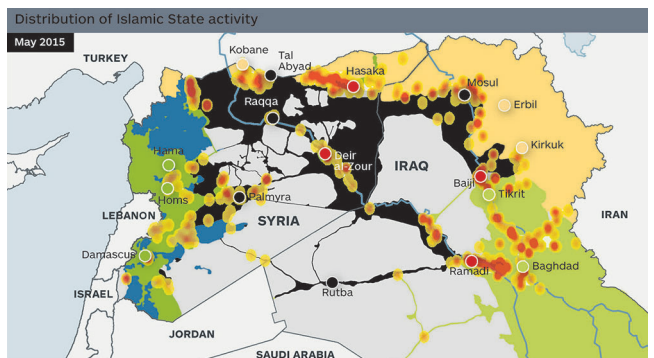
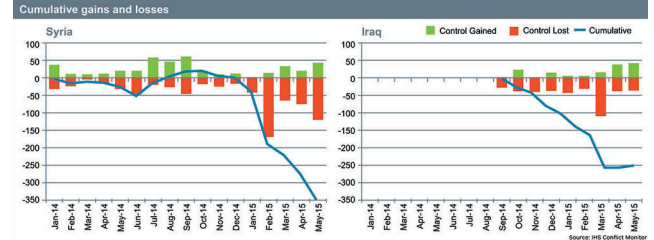
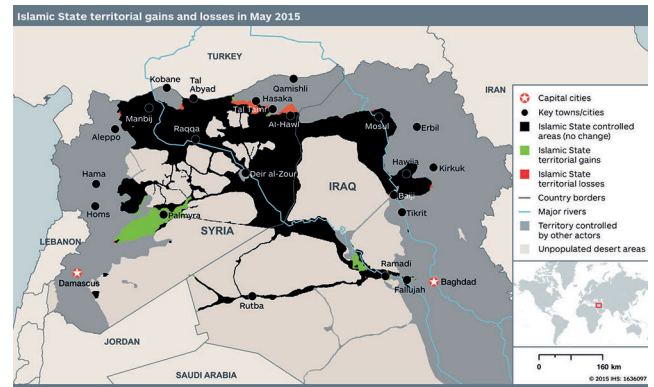
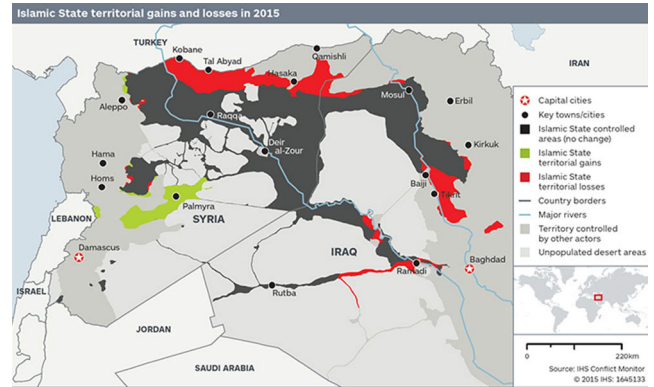
Monthly analytic reports focused on the Islamic State, including quantitative and qualitative analysis of the group's structure, strategy, capabilities and relations, offer unrivalled, ongoing insight into its operations in Syria and Iraq.

For more information, email: ThreatAnalytics@ihs.com or contact IHS Aerospace, Defence & Security:

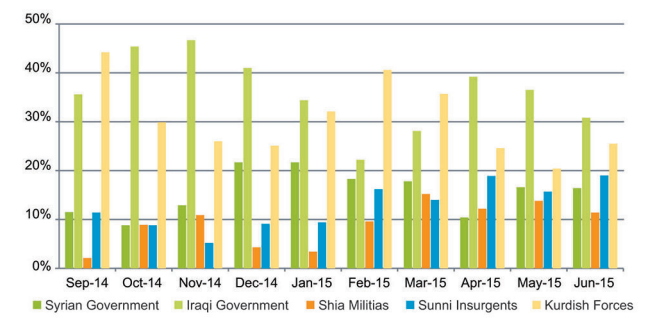
AMERICAS
1800 Diagonal Rd,
Suite 275
Alexandria, VA 22314
Tel: +1 844 301 7334

ASIA-PACIFIC
8 Marina View
Asia Square Tower 1
#12-01
Singapore 018960
Tel: +65 6439 6000

EUROPE, MIDDLE EAST
& AFRICA
Sentinel House
163 Brighton Road
Coulson, CR5 2YH
United Kingdom
Tel: +44 (0) 1344 328155
Fax: +44 (0) 1737 379001



ISLAMIC STATE ACTIVITY BY OPPONENT



Note: Figures are the percentage of monthly fighting incidents, in which the relevant group was involved. These do not add up to 100%, due to overlap when multiple groups fight together against the Islamic State.